



AB109 Monthly Stats May 2019

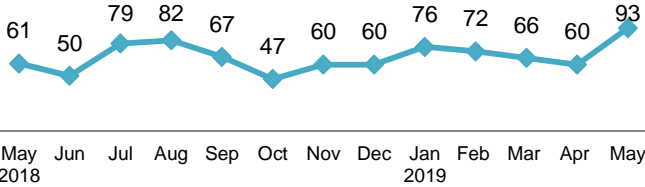
Postrelease Community Supervision (PCS)

Releases from Prison*

from 10/1/11 - 5/31/19 = 8,721

2019 YTD = 367

2019 Monthly Avg = 73



PCS Active Supervision

• 1,499

Warrants

292

438

730

•ICE

•PCS

•Total

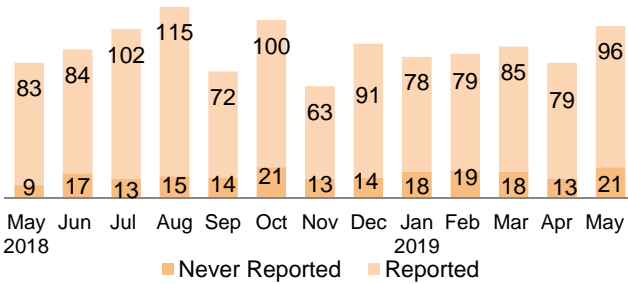
*Based on CDCR's projected release dates and are subject to change. Numbers reflect the most current release date information.

Warrants

2019 YTD = 506

2019 Monthly Avg = 101

36.83% of individuals had at least one warrant issued since 10/1/2011.

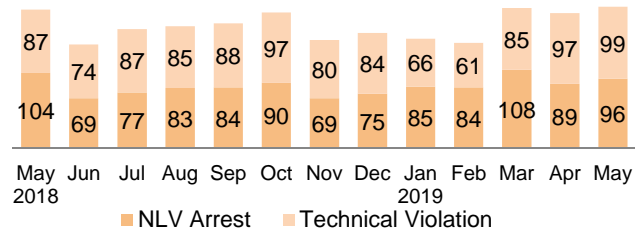


Revocations

2019 YTD = 870

2019 Monthly Avg = 174

41.23% of individuals had at least one revocation issued since 10/1/2011.

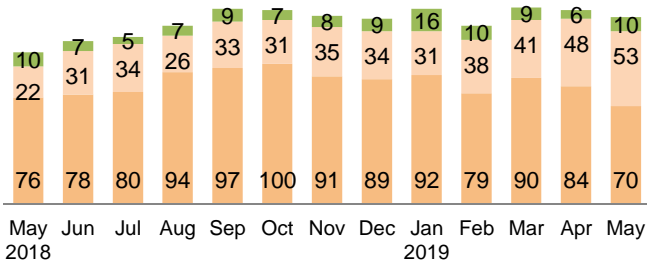


Day Reporting Center Participants

2019 Monthly Avg = 135

2019 Monthly Avg: (AB109 = 40, GenSup = 95)

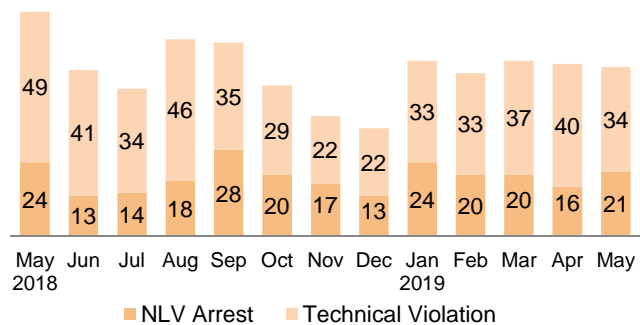
Phase 1 Phase 2 Phase 3



Flash Incarcerations

2019 Monthly Avg = 56

2018 Monthly Avg = 53



Mandatory Supervision (MS)

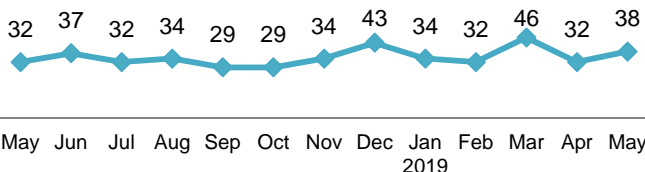
Individuals with MS Convictions

from 10/1/11 - 5/31/19 = 3,925

2019 YTD = 182

2019 Monthly Avg = 36

2018 Monthly Avg = 33



MS Active Supervision

• 484

Warrants

405

May Flash Incarcerations

1