



AB109 Monthly Stats March 2019

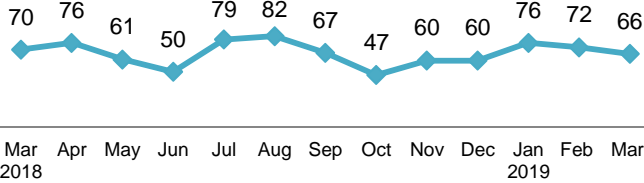
Postrelease Community Supervision (PCS)

Releases from Prison*

from 10/1/11 - 3/31/19 = 8,550

2019 YTD = 214

2019 Monthly Avg = 71



PCS Active Supervision

• 1,441

Warrants

291

469

760

•ICE

•PCS

•Total

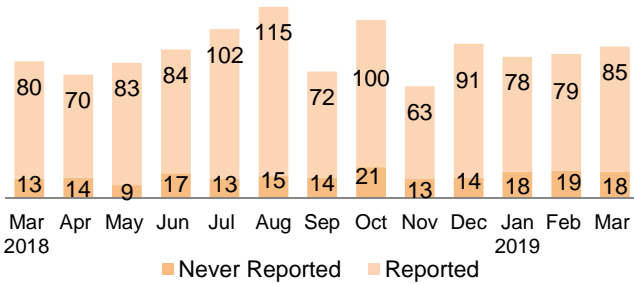
*Based on CDCR's projected release dates and are subject to change. Numbers reflect the most current release date information.

Warrants

2019 YTD = 297

2019 Monthly Avg = 99

36.89% of individuals had at least one warrant issued since 10/1/2011.

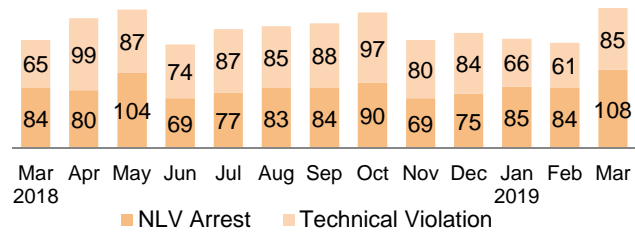


Revocations

2019 YTD = 489

2019 Monthly Avg = 163

41.23% of individuals had at least one revocation issued since 10/1/2011.

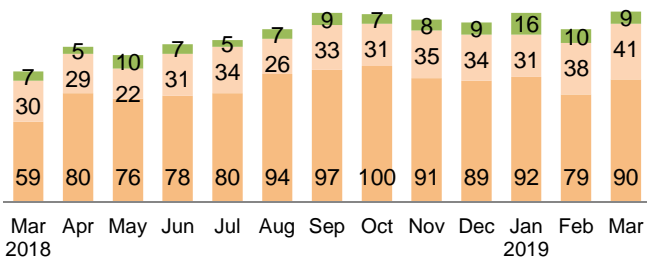


Day Reporting Center Participants

2019 Monthly Avg = 135

2019 Monthly Avg: (AB109 = 39, GenSup = 96)

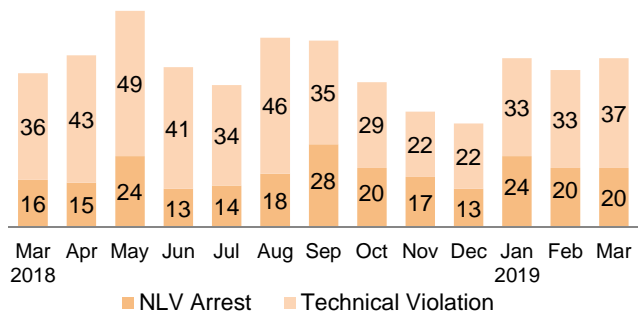
Phase 1 Phase 2 Phase 3



Flash Incarcerations

2019 Monthly Avg = 56

2018 Monthly Avg = 53



Mandatory Supervision (MS)

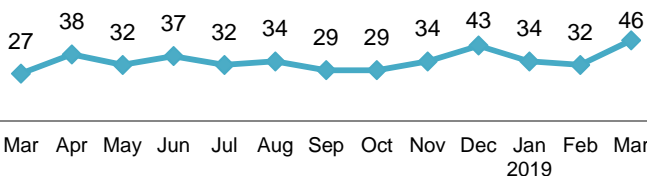
Individuals with MS Convictions

from 10/1/11 - 3/31/19 = 3,874

2019 YTD = 112

2019 Monthly Avg = 37

2018 Monthly Avg = 33



MS Active Supervision

• 467

Warrants

406

March Flash Incarcerations

3