



AB109 Monthly Stats February 2019

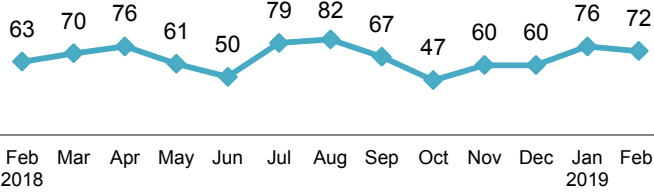
Postrelease Community Supervision (PCS)

Releases from Prison*

from 10/1/11 - 2/28/19 = 8,475

2019 YTD = 148

2019 Monthly Avg = 74



Feb Mar Apr May Jun Jul Aug Sep Oct Nov Dec Jan Feb
2018 2019

*Based on CDCR's projected release dates and are subject to change. Numbers reflect the most current release date information.

PCS Active Supervision

• 1,439

Warrants

289

480

769

•ICE

•PCS

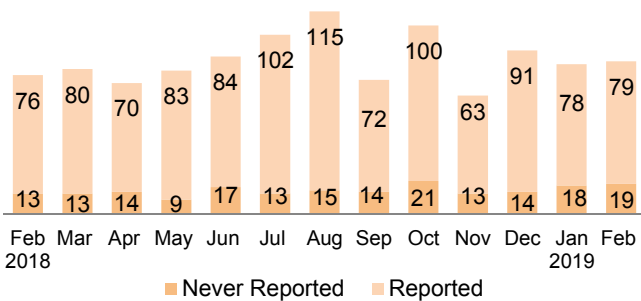
•Total

Warrants

2019 YTD = 194

2019 Monthly Avg = 97

36.87% of individuals had at least one warrant issued since 10/1/2011.



Feb Mar Apr May Jun Jul Aug Sep Oct Nov Dec Jan Feb
2018 2019

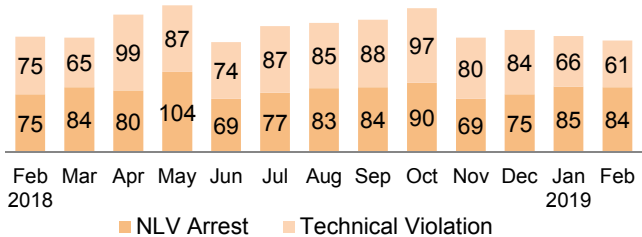
■ Never Reported ■ Reported

Revocations

2019 YTD = 296

2019 Monthly Avg = 148

41.19% of individuals had at least one revocation issued since 10/1/2011.



Feb Mar Apr May Jun Jul Aug Sep Oct Nov Dec Jan Feb
2018 2019

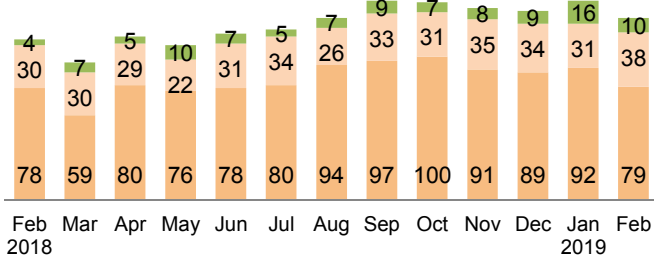
■ NLV Arrest ■ Technical Violation

Day Reporting Center Participants

2019 Monthly Avg = 133

2019 Monthly Avg: (AB109 = 38, GenSup = 95)

■ Phase 1 ■ Phase 2 ■ Phase 3

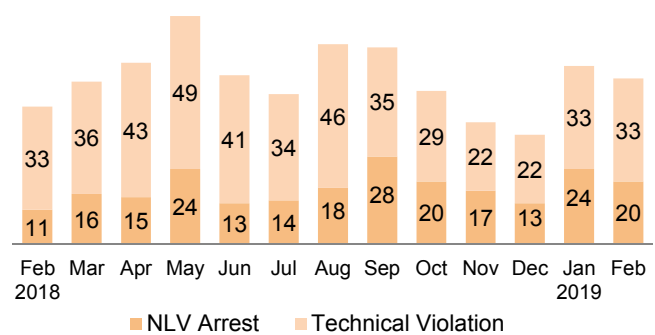


Feb Mar Apr May Jun Jul Aug Sep Oct Nov Dec Jan Feb
2018 2019

Flash Incarcerations

2019 Monthly Avg = 55

2018 Monthly Avg = 53



Feb Mar Apr May Jun Jul Aug Sep Oct Nov Dec Jan Feb
2018 2019

■ NLV Arrest ■ Technical Violation

Mandatory Supervision (MS)

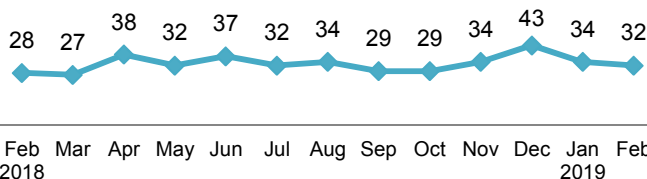
Individuals with MS Convictions

from 10/1/11 - 2/28/19 = 3,829

2019 YTD = 66

2019 Monthly Avg = 33

2018 Monthly Avg = 33



Feb Mar Apr May Jun Jul Aug Sep Oct Nov Dec Jan Feb
2018 2019

MS Active Supervision

• 455

Warrants

393

February Flash Incarcerations

0