



AB109 Monthly Stats December 2018

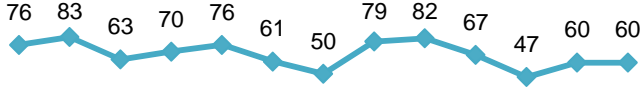
Postrelease Community Supervision (PCS)

Releases from Prison*

from 10/1/11 - 12/31/18 = 8,318

2018 YTD = 798

2018 Monthly Avg = 67



Dec 2018 Jan Feb Mar Apr May Jun Jul Aug Sep Oct Nov Dec 2018

*Based on CDCR's projected release dates and are subject to change. Numbers reflect the most current release date information.

PCS Active Supervision

• 1,435

Warrants

286

465

751

•ICE

•PCS

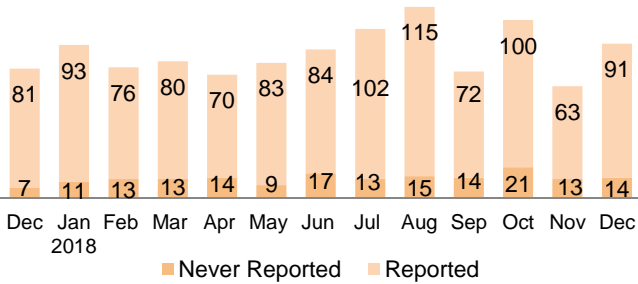
•Total

Warrants

2018 YTD = 1196

2018 Monthly Avg = 100

36.94% of individuals had at least one warrant issued since 10/1/2011.



Dec 2018 Jan Feb Mar Apr May Jun Jul Aug Sep Oct Nov Dec 2018

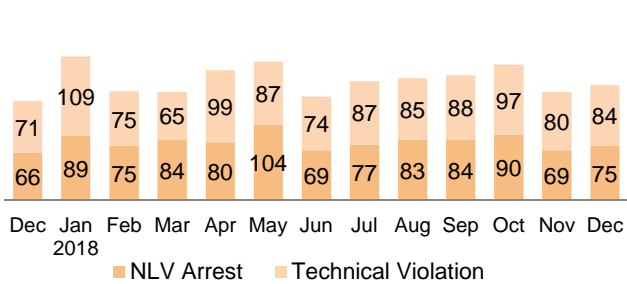
Never Reported Reported

Revocations

2018 YTD = 2009

2018 Monthly Avg = 167

41.32% of individuals had at least one revocation issued since 10/1/2011.



Dec 2018 Jan Feb Mar Apr May Jun Jul Aug Sep Oct Nov Dec 2018

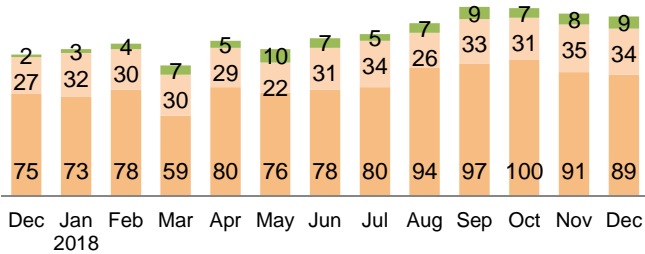
NLV Arrest Technical Violation

Day Reporting Center Participants

2018 Monthly Avg = 120

2018 Monthly Avg: (AB109 = 44, GenSup = 76)

Phase 1 Phase 2 Phase 3



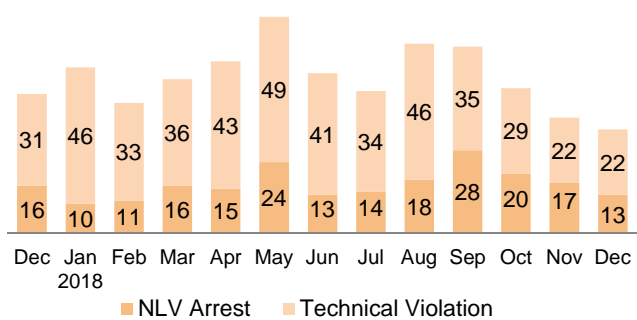
Dec 2018 Jan Feb Mar Apr May Jun Jul Aug Sep Oct Nov Dec 2018

Phase 1 Phase 2 Phase 3

Flash Incarcerations

2018 Monthly Avg = 53

2017 Monthly Avg = 50



Dec 2018 Jan Feb Mar Apr May Jun Jul Aug Sep Oct Nov Dec 2018

NLV Arrest Technical Violation

Mandatory Supervision (MS)

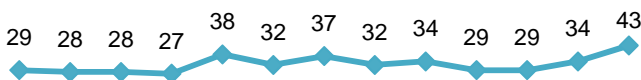
Individuals with MS Convictions

from 10/1/11 - 12/31/18 = 3,779

2018 YTD = 391

2018 Monthly Avg = 33

2017 Monthly Avg = 32



Dec 2018 Jan Feb Mar Apr May Jun Jul Aug Sep Oct Nov Dec 2018

MS Active Supervision

• 460

Warrants

388

December Flash Incarcerations

1