



AB109 Monthly Stats November 2018

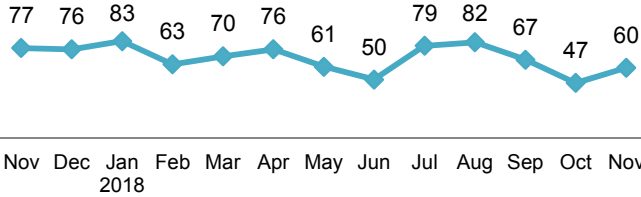
Postrelease Community Supervision (PCS)

Releases from Prison*

from 10/1/11 - 11/30/18 = 8,154

2018 YTD = 738

2018 Monthly Avg = 67



PCS Active Supervision

• 1,466

Warrants

284

449

733

•ICE

•PCS

•Total

Nov Dec Jan Feb Mar Apr May Jun Jul Aug Sep Oct Nov 2018

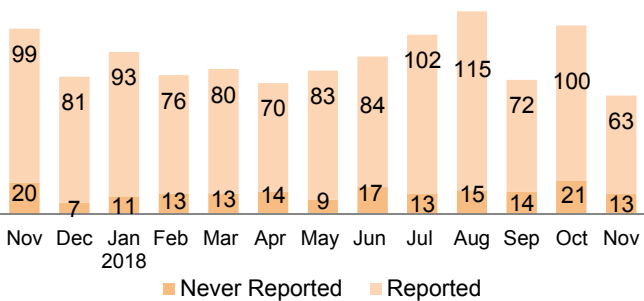
*Based on CDCR's projected release dates and are subject to change. Numbers reflect the most current release date information.

Warrants

2018 YTD = 1091

2018 Monthly Avg = 99

37.40% of individuals had at least one warrant issued since 10/1/2011.

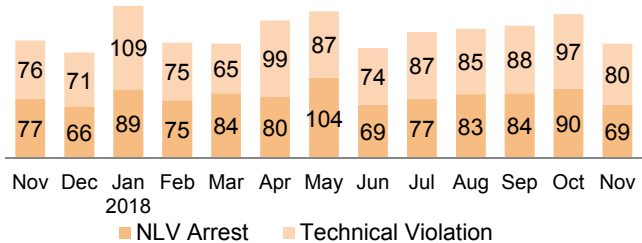


Revocations

2018 YTD = 1850

2018 Monthly Avg = 168

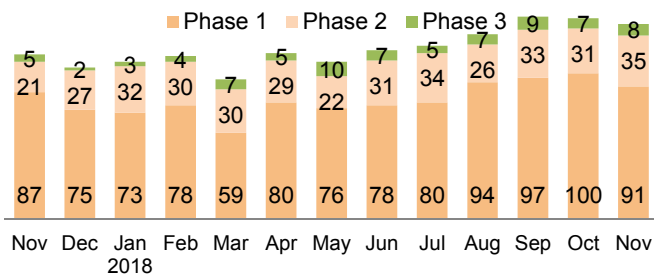
41.77% of individuals had at least one revocation issued since 10/1/2011.



Day Reporting Center Participants

2018 Monthly Avg = 119

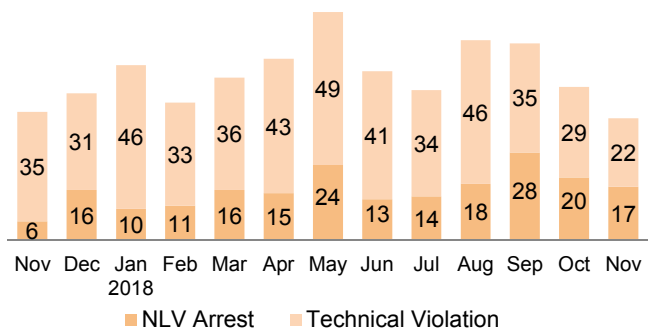
2018 Monthly Avg: (AB109 = 44, GenSup = 75)



Flash Incarcerations

2018 Monthly Avg = 55

2017 Monthly Avg = 50



Mandatory Supervision (MS)

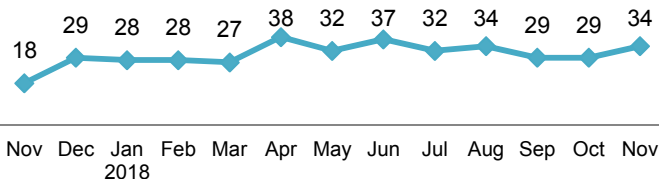
Individuals with MS Convictions

from 10/1/11 - 11/30/18 = 3,748

2018 YTD = 348

2018 Monthly Avg = 32

2017 Monthly Avg = 32



MS Active Supervision

• 467

Warrants

382

November Flash Incarcerations

1

Nov Dec Jan Feb Mar Apr May Jun Jul Aug Sep Oct Nov 2018