



AB109 Monthly Stats October 2018

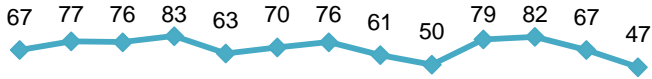
Postrelease Community Supervision (PCS)

Releases from Prison*

from 10/1/11 - 10/31/18 = 8,084

2018 YTD = 678

2018 Monthly Avg = 68



Oct 2017 Nov Dec Jan 2018 Feb Mar Apr May Jun Jul Aug Sep Oct 2018

*Based on CDCR's projected release dates and are subject to change. Numbers reflect the most current release date information.

PCS Active Supervision

• 1,422

Warrants

285

464

749

•ICE

•PCS

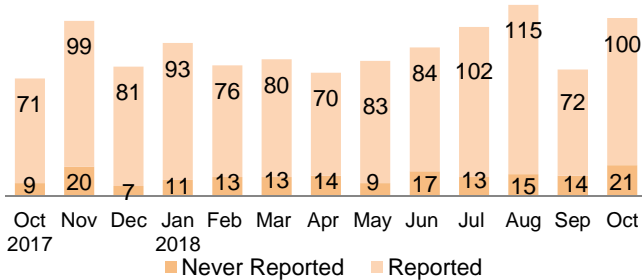
•Total

Warrants

2018 YTD = 1015

2018 Monthly Avg = 102

37.47% of individuals had at least one warrant issued since 10/1/2011.



Oct 2017 Nov Dec Jan 2018 Feb Mar Apr May Jun Jul Aug Sep Oct 2018

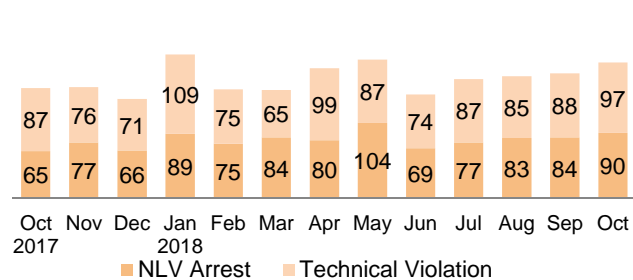
■ Never Reported ■ Reported

Revocations

2018 YTD = 1701

2018 Monthly Avg = 170

41.67% of individuals had at least one revocation issued since 10/1/2011.



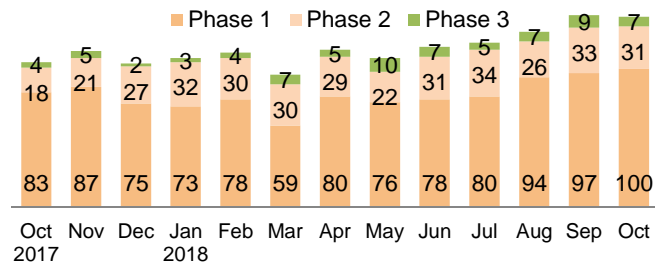
Oct 2017 Nov Dec Jan 2018 Feb Mar Apr May Jun Jul Aug Sep Oct 2018

■ NLV Arrest ■ Technical Violation

Day Reporting Center Participants

2018 Monthly Avg = 118

2018 Monthly Avg: (AB109 = 44, GenSup = 74)



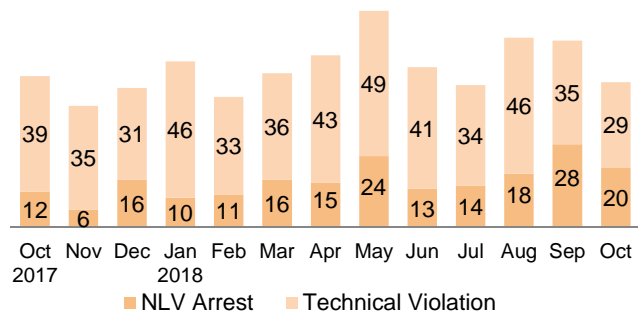
Oct 2017 Nov Dec Jan 2018 Feb Mar Apr May Jun Jul Aug Sep Oct 2018

■ Phase 1 ■ Phase 2 ■ Phase 3

Flash Incarcerations

2018 Monthly Avg = 56

2017 Monthly Avg = 50



Oct 2017 Nov Dec Jan 2018 Feb Mar Apr May Jun Jul Aug Sep Oct 2018

■ NLV Arrest ■ Technical Violation

Mandatory Supervision (MS)

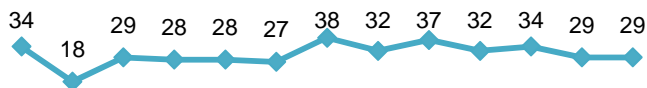
Individuals with MS Convictions

from 10/1/11 - 10/31/18 = 3,721

2018 YTD = 314

2018 Monthly Avg = 31

2017 Monthly Avg = 32



Oct 2017 Nov Dec Jan 2018 Feb Mar Apr May Jun Jul Aug Sep Oct 2018

MS Active Supervision

• 438

Warrants

386

October Flash Incarcerations

2