



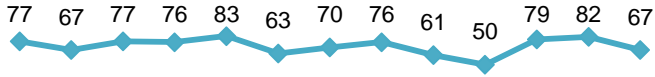
# AB109 Monthly Stats September 2018

## Postrelease Community Supervision (PCS)

### Releases from Prison\*

from 10/1/11 - 9/30/18 = 8,022

2018 YTD = 631  
2018 Monthly Avg = 70



Sep 2017 Oct Nov Dec 2017 Jan 2018 Feb Mar Apr May Jun Jul Aug Sep

\*Based on CDCR's projected release dates and are subject to change. Numbers reflect the most current release date information.

### PCS Active Supervision

• 1,464

### Warrants

281

435

716

•ICE

•PCS

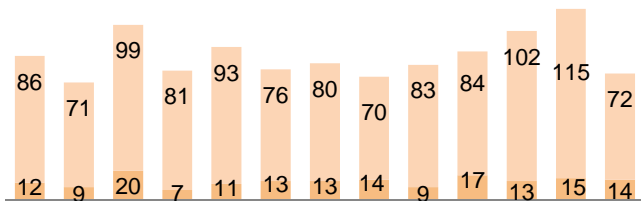
•Total

### Warrants

2018 YTD = 894

2018 Monthly Avg = 99

37.35% of individuals had at least one warrant issued since 10/1/2011.



Sep 2017 Oct Nov Dec 2017 Jan 2018 Feb Mar Apr May Jun Jul Aug Sep

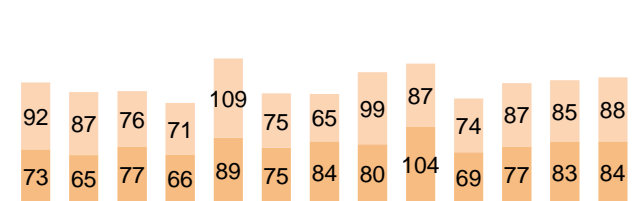
■ Never Reported ■ Reported

### Revocations

2018 YTD = 1514

2018 Monthly Avg = 168

41.49% of individuals had at least one revocation issued since 10/1/2011.



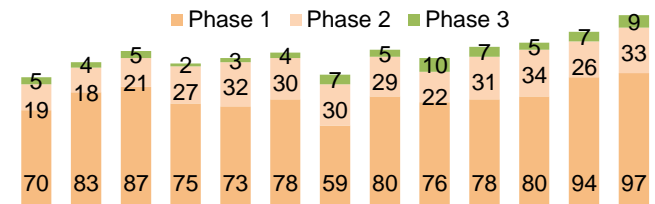
Sep 2017 Oct Nov Dec 2017 Jan 2018 Feb Mar Apr May Jun Jul Aug Sep

■ NLV Arrest ■ Technical Violation

### Day Reporting Center Participants

2018 Monthly Avg = 115

2018 Monthly Avg: (AB109 = 43, GenSup = 72)



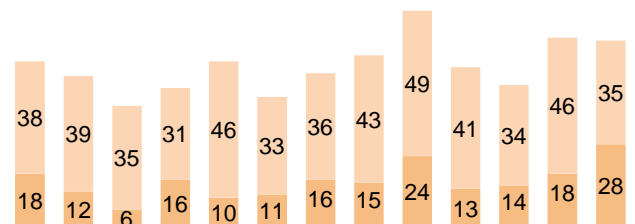
Sep 2017 Oct Nov Dec 2017 Jan 2018 Feb Mar Apr May Jun Jul Aug Sep

■ Phase 1 ■ Phase 2 ■ Phase 3

### Flash Incarcerations

2018 Monthly Avg = 57

2017 Monthly Avg = 50



Sep 2017 Oct Nov Dec 2017 Jan 2018 Feb Mar Apr May Jun Jul Aug Sep


■ NLV Arrest ■ Technical Violation

## Mandatory Supervision (MS)

### Individuals with MS Convictions

from 10/1/11 - 9/30/18 = 3,700

2018 YTD = 285  
2018 Monthly Avg = 32  
2017 Monthly Avg = 32



Sep 2017 Oct Nov Dec 2017 Jan 2018 Feb Mar Apr May Jun Jul Aug Sep

### MS Active Supervision

• 442

### Warrants

367

September  
Flash

1