



AB109 Monthly Stats August 2018

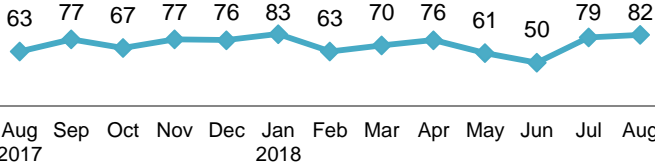
Postrelease Community Supervision (PCS)

Releases from Prison*

from 10/1/11 - 8/31/18 = 7,952

2018 YTD = 564

2018 Monthly Avg = 71



PCS Active Supervision

• 1,407

Warrants

281

465

746

•ICE

•PCS

•Total

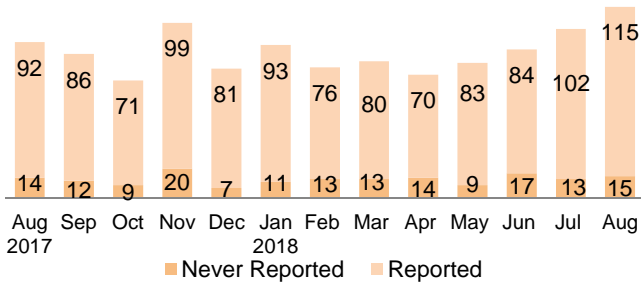
*Based on CDCR's projected release dates and are subject to change. Numbers reflect the most current release date information.

Warrants

2018 YTD = 808

2018 Monthly Avg = 101

37.29% of individuals had at least one warrant issued since 10/1/2011.

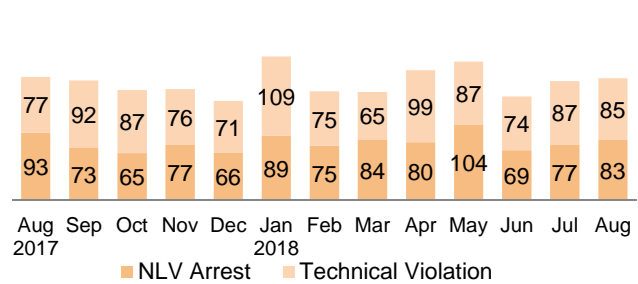


Revocations

2018 YTD = 1342

2018 Monthly Avg = 168

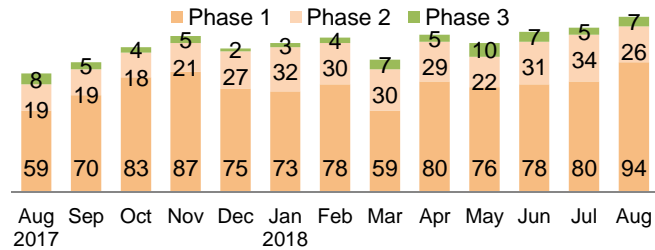
41.41% of individuals had at least one revocation issued since 10/1/2011.



Day Reporting Center Participants

2018 Monthly Avg = 113

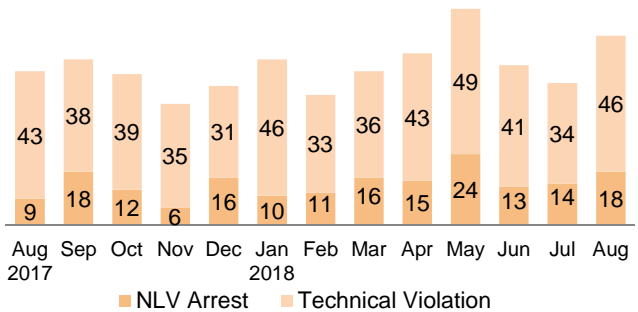
2018 Monthly Avg: (AB109 = 43, GenSup = 70)



Flash Incarcerations

2018 Monthly Avg = 56

2017 Monthly Avg = 50



Mandatory Supervision (MS)

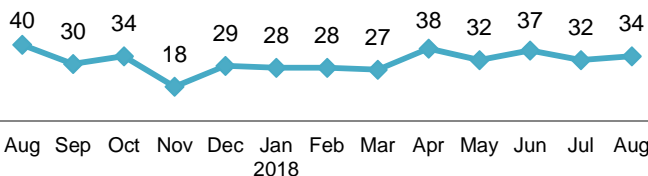
Individuals with MS Convictions

from 10/1/11 - 8/31/18 = 3,675

2018 YTD = 256

2018 Monthly Avg = 32

2017 Monthly Avg = 32



MS Active Supervision

• 448

Warrants

369

August Flash Incarcerations

1