



AB109 Monthly Stats July 2018

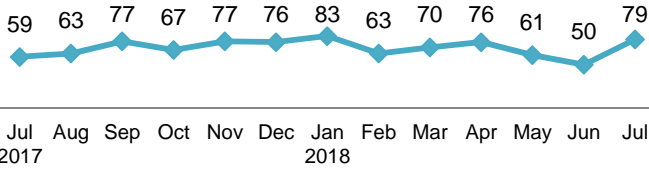
Postrelease Community Supervision (PCS)

Releases from Prison*

from 10/1/11 - 7/31/18 = 7,860

2018 YTD = 482

2018 Monthly Avg = 69



PCS Active Supervision

• 1,373

Warrants

280

465

745

•ICE

•PCS

•Total

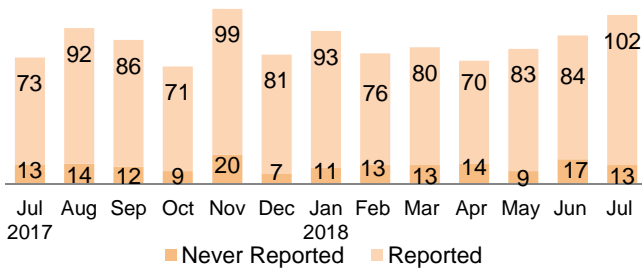
*Based on CDCR's projected release dates and are subject to change. Numbers reflect the most current release date information.

Warrants

2018 YTD = 678

2018 Monthly Avg = 97

37.18% of individuals had at least one warrant issued since 10/1/2011.

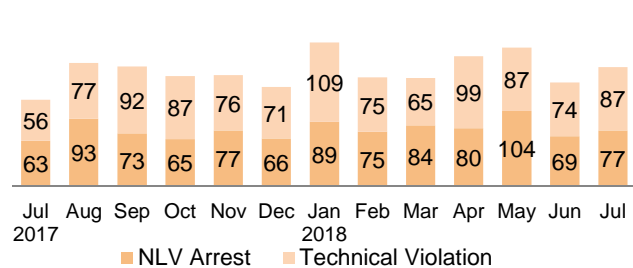


Revocations

2018 YTD = 1174

2018 Monthly Avg = 168

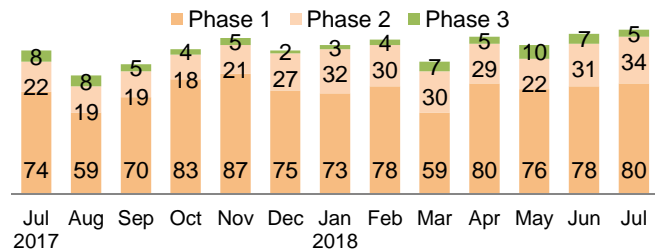
41.40% of individuals had at least one revocation issued since 10/1/2011.



Day Reporting Center Participants

2018 Monthly Avg = 110

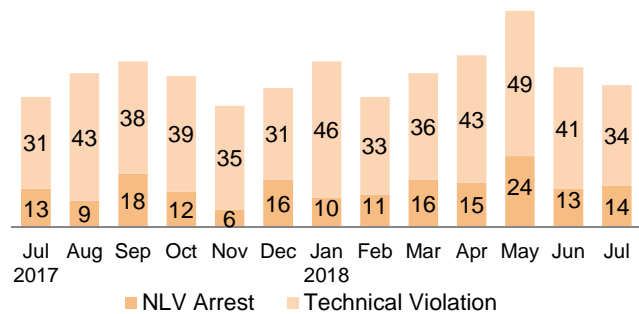
2018 Monthly Avg: (AB109 = 42, GenSup = 68)



Flash Incarcerations

2018 Monthly Avg = 55

2017 Monthly Avg = 50



Mandatory Supervision (MS)

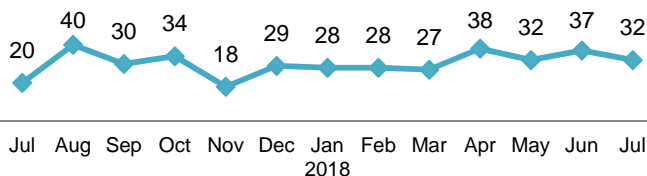
Individuals with MS Convictions

from 10/1/11 - 7/31/18 = 3,646

2018 YTD = 222

2018 Monthly Avg = 32

2017 Monthly Avg = 32



MS Active Supervision

• 447

Warrants

373

July Flash Incarcerations

0