



AB109 Monthly Stats June 2018

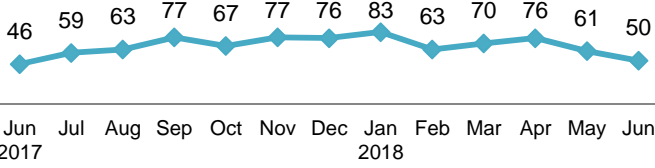
Postrelease Community Supervision (PCS)

Releases from Prison*

from 10/1/11 - 6/30/18 = 7,778

2018 YTD = 403

2018 Monthly Avg = 67



PCS Active Supervision

• 1,372

Warrants

278

437

715

•ICE

•PCS

•Total

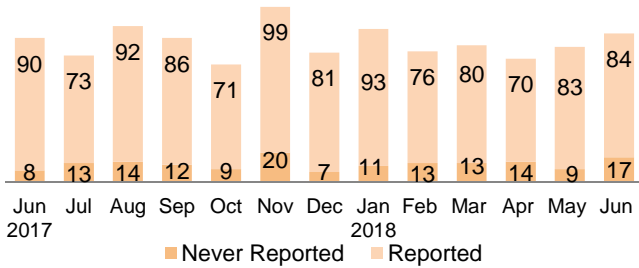
*Based on CDCR's projected release dates and are subject to change. Numbers reflect the most current release date information.

Warrants

2018 YTD = 563

2018 Monthly Avg = 94

37.07% of individuals had at least one warrant issued since 10/1/2011.

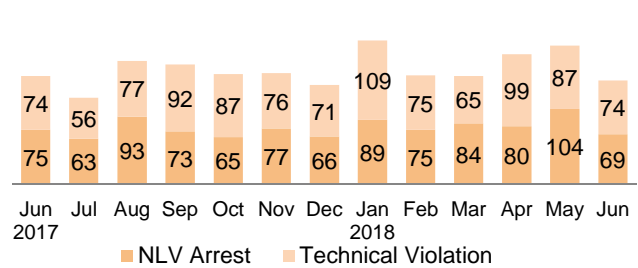


Revocations

2018 YTD = 1010

2018 Monthly Avg = 168

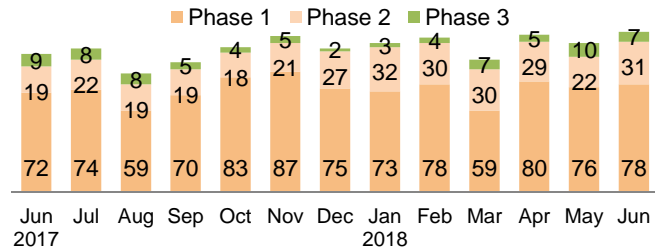
41.42% of individuals had at least one revocation issued since 10/1/2011.



Day Reporting Center Participants

2018 Monthly Avg = 109

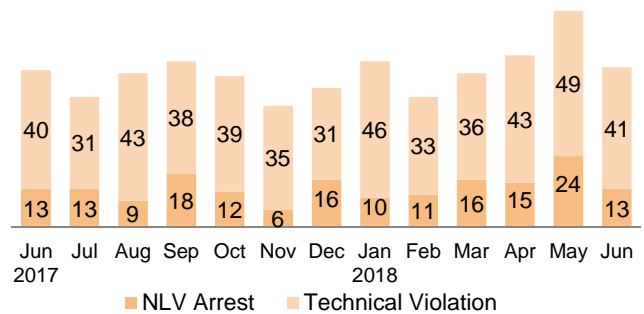
2018 Monthly Avg: (AB109 = 42, GenSup = 67)



Flash Incarcerations

2018 Monthly Avg = 56

2017 Monthly Avg = 50



Mandatory Supervision (MS)

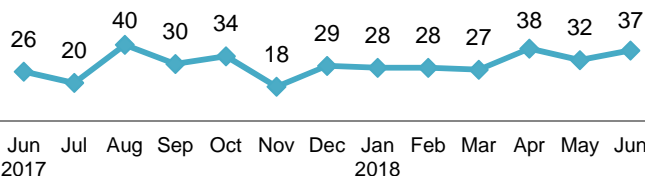
Individuals with MS Convictions

from 10/1/11 - 6/30/18 = 3,627

2018 YTD = 190

2018 Monthly Avg = 32

2017 Monthly Avg = 32



MS Active Supervision

• 445

Warrants

372

June Flash Incarcerations

0