



AB109 Monthly Stats May 2018

Postrelease Community Supervision (PCS)

Releases from Prison*

from 10/1/11 - 5/31/18 = 7,718

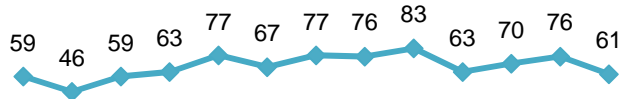
2018 YTD = 353
2018 Monthly Avg = 71
2017 Monthly Avg = 66

Currently Supervised:

Actively Supervised	1904
On Active Warrant (includes 371 ICE warrants)	787
Total	2691

Completions:

1 Yr Mandatory Termination	2950
Other Discharges/Transfers	2077
Total	5027



May 2017 Jun Jul Aug Sep Oct Nov Dec Jan Feb Mar Apr May 2018

*Based on CDCR's projected release dates and are subject to change. Numbers reflect the most current release date information.

Warrants

2018 YTD = 462

2018 Monthly Avg = 92

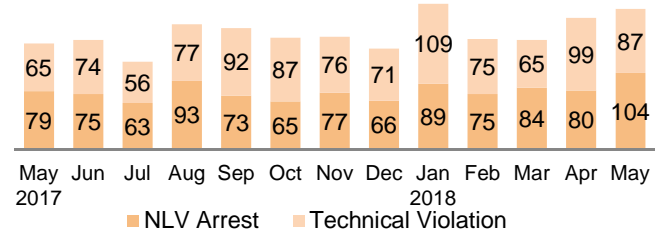
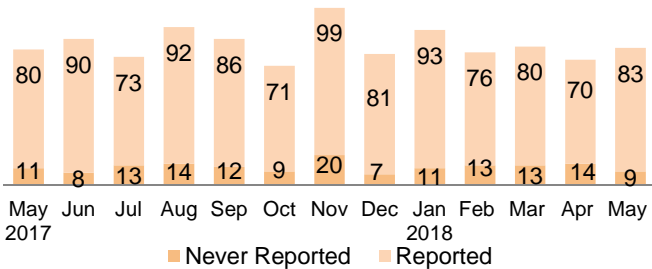
39.10% of individuals had at least one warrant issued since 10/1/2011.

Revocations

2018 YTD = 867

2018 Monthly Avg = 173

45.17% of individuals had at least one revocation issued since 10/1/2011.



Day Reporting Center Participants

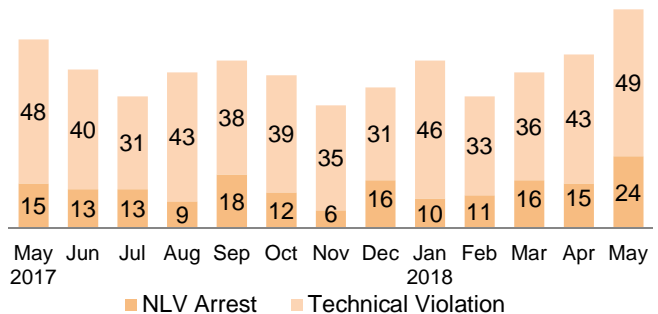
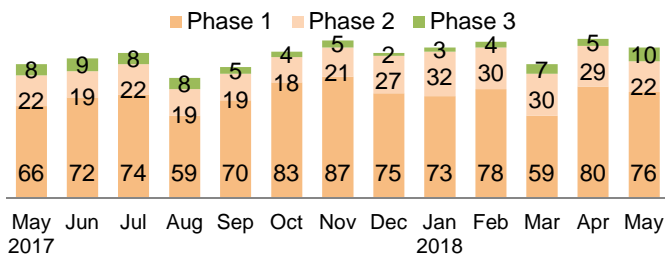
2018 Monthly Avg = 108

2018 Monthly Avg: (AB109 = 43, GenSup = 65)

Flash Incarcerations

2018 Monthly Avg = 57

2017 Monthly Avg = 50



Mandatory Supervision (MS)

Individuals with MS Convictions

from 10/1/11 - 5/31/18 = 3,595

2018 YTD = 153
2018 Monthly Avg = 31
2017 Monthly Avg = 32

Currently Supervised:

Actively Supervised (Released from Jail)	421
On Active Warrant as of May 31, 2018	364
Total	785

Awaiting Supervision:

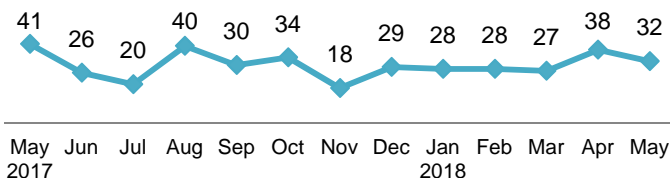
Sentenced (still in custody)	134
------------------------------	-----

Completions:

MS Case Terminated/Expired/Other	2676
----------------------------------	------

Flash Incarcerations:

In May 2018	0
-------------	---



May 2017 Jun Jul Aug Sep Oct Nov Dec Jan Feb Mar Apr May 2018