



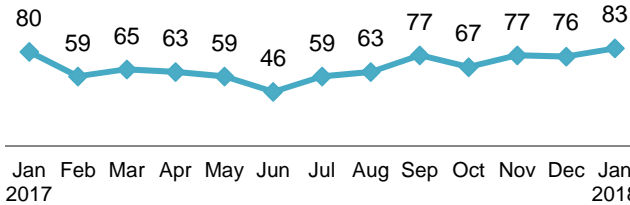
AB109 Monthly Stats January 2018

Postrelease Community Supervision (PCS)

Releases from Prison*

from 10/1/11 - 1/31/18 = 7,404

2018 YTD = 83
2018 Monthly Avg = 83
2017 Monthly Avg = 66



Currently Supervised:

Actively Supervised	1772
On Active Warrant (includes 362 ICE warrants)	775
Total	2547

Completions:

1 Yr Mandatory Termination	2837
Other Discharges/Transfers	2020
Total	4857

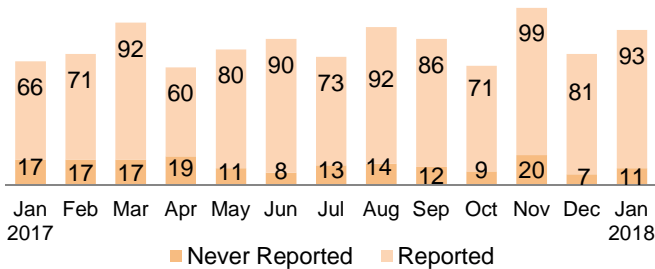
*Based on CDCR's projected release dates and are subject to change. Numbers reflect the most current release date information.

Warrants

2018 YTD = 104

2018 Monthly Avg = 104

38.97% of individuals had at least one warrant issued since 10/1/2011.

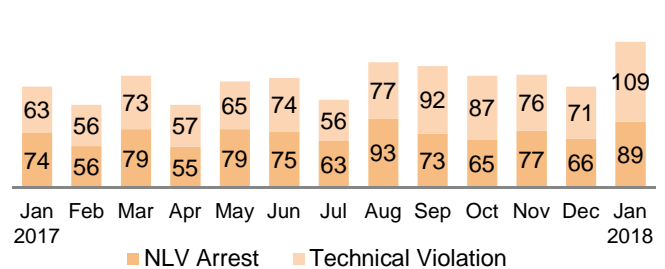


Revocations

2018 YTD = 198

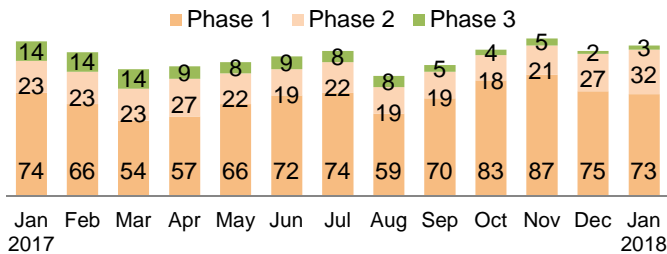
2018 Monthly Avg = 198

44.22% of individuals had at least one revocation issued since 10/1/2011.



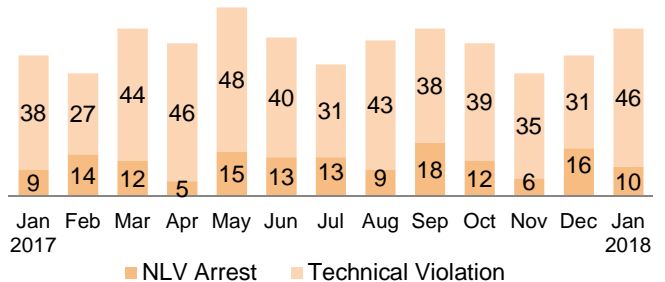
Day Reporting Center Participants

2018 Monthly Avg = 108
(AB109 = 44, GenSup = 64)



Flash Incarcerations

2018 Monthly Avg = 56
2017 Monthly Avg = 50

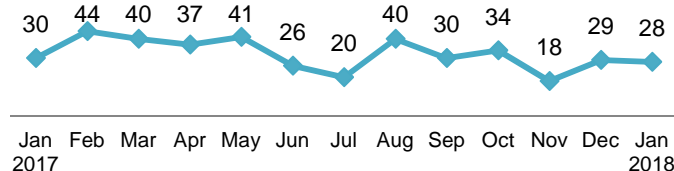


Mandatory Supervision (MS)

Individuals with MS Convictions

from 10/1/11 - 1/31/18 = 3,492

2018 YTD = 28
2018 Monthly Avg = 28
2017 Monthly Avg = 32



Currently Supervised:

Actively Supervised (Released from Jail)	454
On Active Warrant as of January 31, 2018	381
Total	835

Awaiting Supervision:

Sentenced (still in custody)	123
------------------------------	-----

Completions:

MS Case Terminated/Expired/Other	2534
----------------------------------	------