



AB109 Realignment Monthly Stats July 2017

Postrelease Community Supervision (PCS)

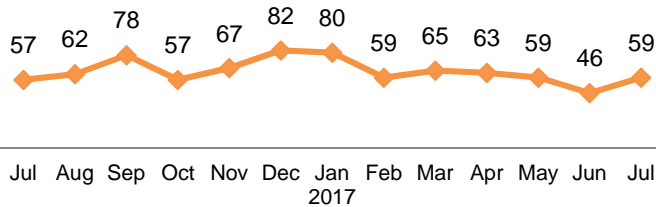
Releases from Prison*

from 10/1/11 - 7/31/17 = 6,905

2017 YTD = 431

2017 Monthly Avg = 62

2016 Monthly Avg = 65



Currently Supervised:

Actively Supervised	1641
On Active Warrant (includes 348 ICE warrants)	736
Total	2377

Completions:

1 Yr Mandatory Termination	2641
Other Discharges/Transfers	1887
Total	4528

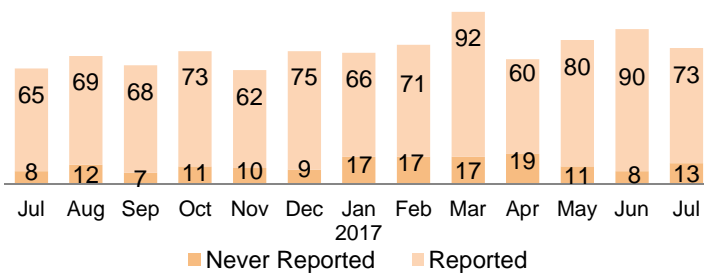
*Based on CDCR's projected release dates and are subject to change. Numbers reflect the most current release date information.

Warrants

2017 YTD = 634

2017 Monthly Avg = 91

38.39% of individuals had at least one warrant issued since 10/1/2011.

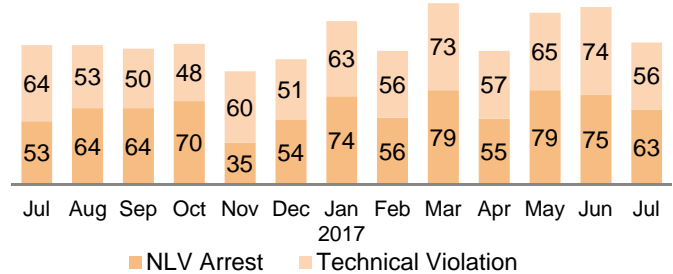


Revocations

2017 YTD = 925

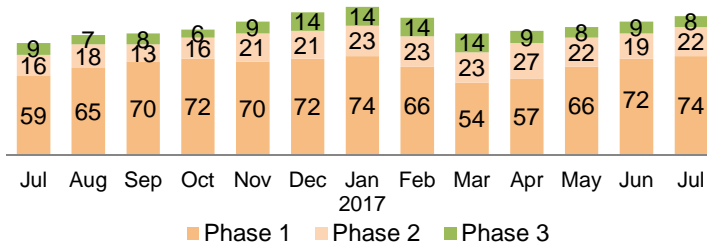
2017 Monthly Avg = 132

42.49% of individuals had at least one revocation issued since 10/1/2011.



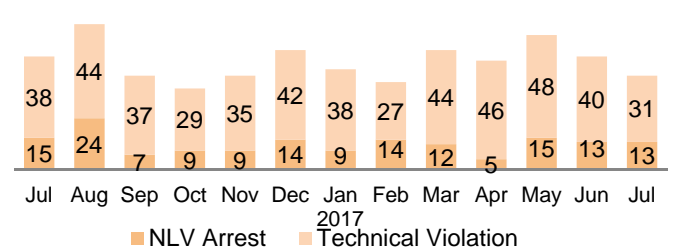
Day Reporting Center Participants

2017 Monthly Avg = 100
(AB109 = 27, GenSup = 73)



Flash Incarcerations

2017 Monthly Avg = 51
2016 Monthly Avg = 50



Mandatory Supervision (MS)

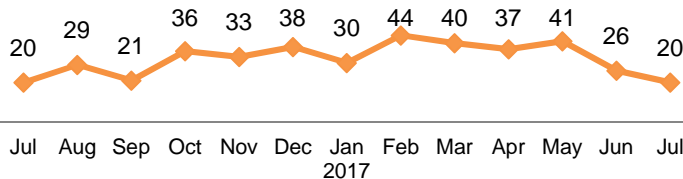
Individuals with MS Convictions

from 10/1/11 - 7/31/17 = 3,362

2017 YTD = 238

2017 Monthly Avg = 34

2016 Monthly Avg = 36



Currently Supervised:

Actively Supervised (Released from Jail)	468
On Active Warrant as of July 31, 2017	375
Total	843

Awaiting Supervision:

Sentenced (still in custody)	147
------------------------------	-----

Completions:

MS Case Terminated/Expired/Other	2372
----------------------------------	------