



# AB109 Realignment Monthly Stats June 2017

## Postrelease Community Supervision (PCS)

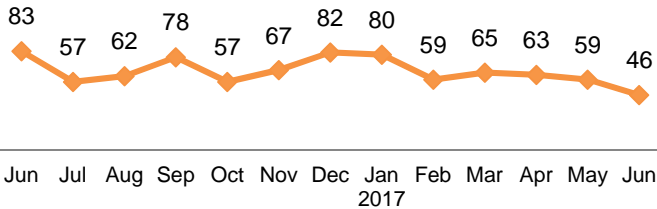
### Releases from Prison\*

from 10/1/11 - 6/30/17 = 6,839

2017 YTD = 372

2017 Monthly Avg = 62

2016 Monthly Avg = 65



### Currently Supervised:

Actively Supervised	1647
On Active Warrant (includes 347 ICE warrants)	723
<b>Total</b>	<b>2370</b>

### Completions:

1 Yr Mandatory Termination	2608
Other Discharges/Transfers	1861
<b>Total</b>	<b>4469</b>

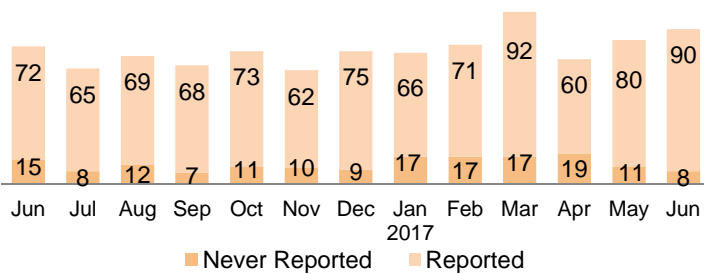
\*Based on CDCR's projected release dates and are subject to change. Numbers reflect the most current release date information.

## Warrants

2017 YTD = 548

2017 Monthly Avg = 91

38.40% of individuals had at least one warrant issued since 10/1/2011.

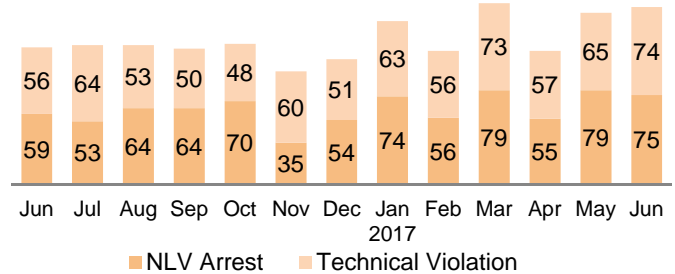


## Revocations

2017 YTD = 806

2017 Monthly Avg = 134

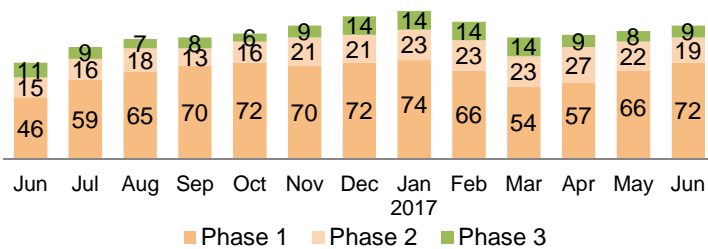
42.24% of individuals had at least one revocation issued since 10/1/2011.



## Day Reporting Center Participants

2017 Monthly Avg = 99

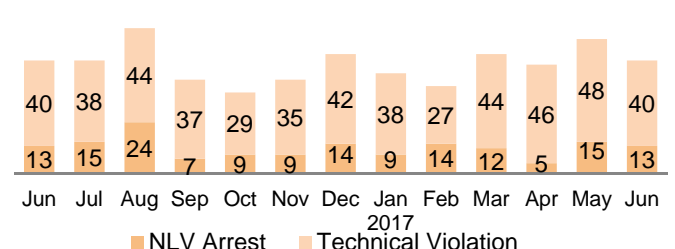
(AB109 = 26, GenSup = 73)



## Flash Incarcerations

2017 Monthly Avg = 52

2016 Monthly Avg = 50



## Mandatory Supervision (MS)

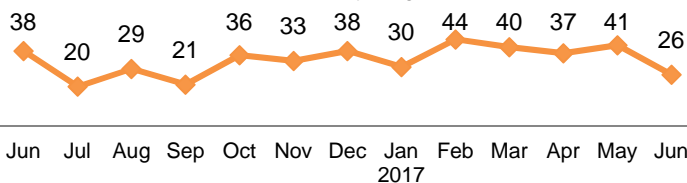
### Individuals with MS Convictions

from 10/1/11 - 6/30/17 = 3,347

2017 YTD = 218

2017 Monthly Avg = 36

2016 Monthly Avg = 36



### Currently Supervised:

Actively Supervised (Released from Jail)	512
On Active Warrant as of June 30, 2017	366
<b>Total</b>	<b>878</b>

### Awaiting Supervision:

Sentenced (still in custody)	156
------------------------------	-----

### Completions:

MS Case Terminated/Expired/Other	2313
----------------------------------	------