



AB109 Realignment Monthly Stats May 2017

Postrelease Community Supervision (PCS)

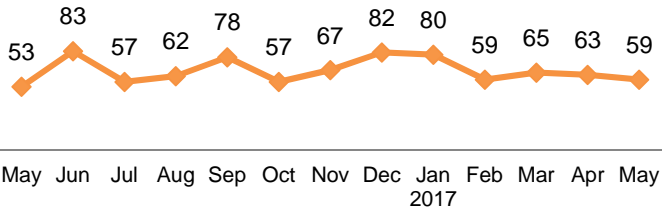
Releases from Prison*

from 10/1/11 - 5/31/17 = 6,791

2017 YTD = 326

2017 Monthly Avg = 65

2016 Monthly Avg = 65



Currently Supervised:

Actively Supervised	1641
On Active Warrant (includes 347 ICE warrants)	740
Total	2381

Completions:

1 Yr Mandatory Termination	2563
Other Discharges/Transfers	1847
Total	4410

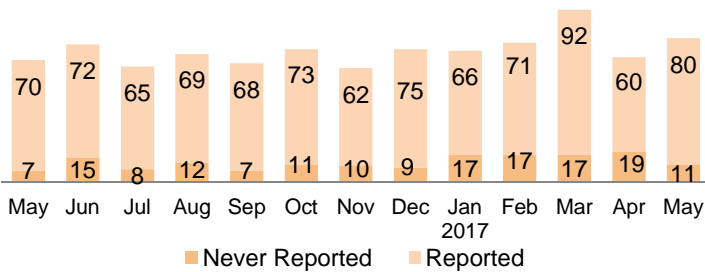
*Based on CDCR's projected release dates and are subject to change. Numbers reflect the most current release date information.

Warrants

2017 YTD = 450

2017 Monthly Avg = 90

37.48% of individuals had at least one warrant issued since 10/1/2011.

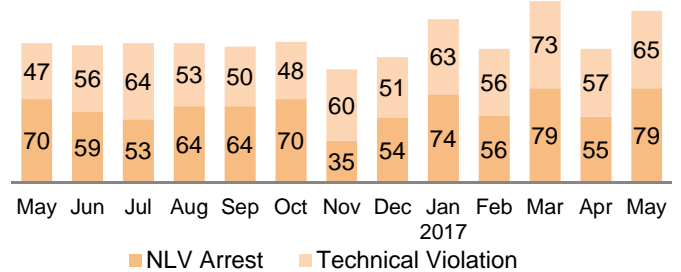


Revocations

2017 YTD = 657

2017 Monthly Avg = 131

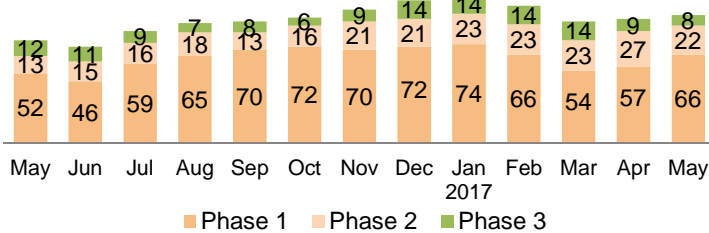
40.29% of individuals had at least one revocation issued since 10/1/2011.



Day Reporting Center Participants

2017 Monthly Avg = 99

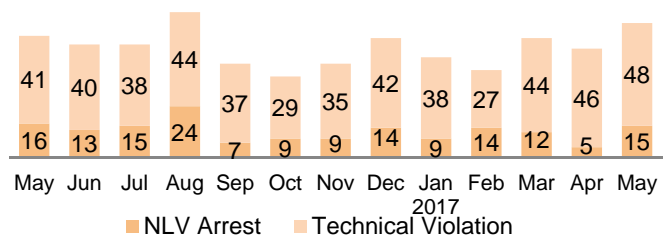
(AB109 = 26, GenSup = 73)



Flash Incarcerations

2017 Monthly Avg = 52

2016 Monthly Avg = 50



Mandatory Supervision (MS)

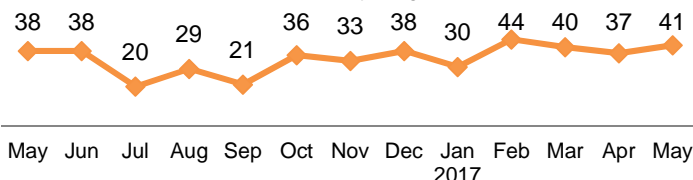
Individuals with MS Convictions

from 10/1/11 - 5/31/17 = 3,323

2017 YTD = 192

2017 Monthly Avg = 38

2016 Monthly Avg = 36



Currently Supervised:

Actively Supervised (Released from Jail)	502
On Active Warrant as of May 31, 2017	358
Total	860

Awaiting Supervision:

Sentenced (still in custody)	141
------------------------------	-----

Completions:

MS Case Terminated/Expired/Other	2322
----------------------------------	------