



# AB109 Realignment Monthly Stats April 2017

## Postrelease Community Supervision (PCS)

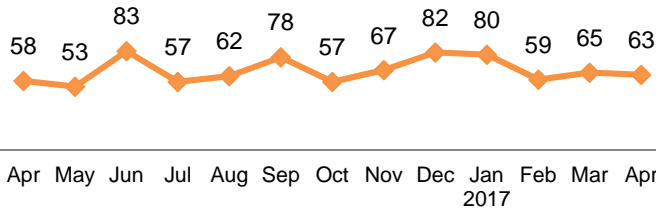
### Releases from Prison\*

from 10/1/11 - 4/30/17 = 6,723

2017 YTD = 267

2017 Monthly Avg = 67

2016 Monthly Avg = 65



### Currently Supervised:

Actively Supervised	1599
On Active Warrant (includes 346 ICE warrants)	753
<b>Total</b>	<b>2352</b>

### Completions:

1 Yr Mandatory Termination	2539
Other Discharges/Transfers	1832
<b>Total</b>	<b>4371</b>

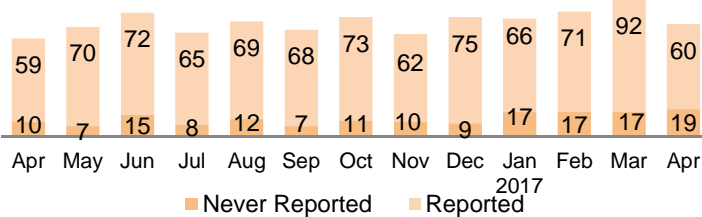
\*Based on CDCR's projected release dates and are subject to change. Numbers reflect the most current release date information.

## Warrants

2017 YTD = 359

2017 Monthly Avg = 90

37.86% of individuals had at least one warrant issued since 10/1/2011.

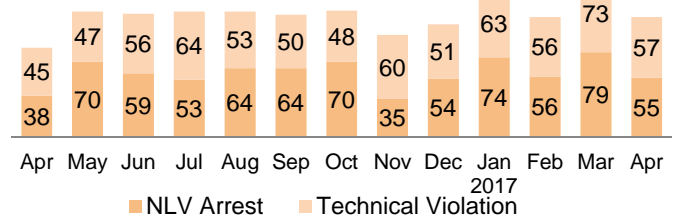


## Revocations

2017 YTD = 513

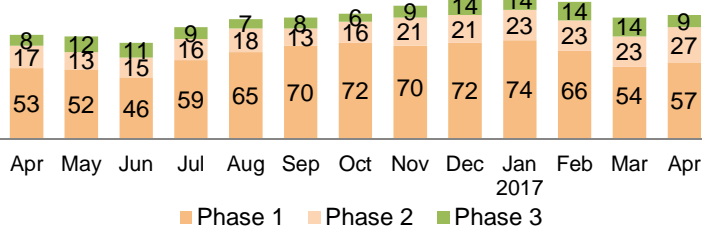
2017 Monthly Avg = 128

40.70% of individuals had at least one revocation issued since 10/1/2011.



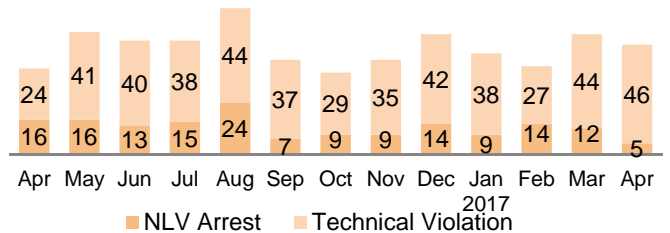
## Day Reporting Center Participants

2017 Monthly Avg = 100  
(AB109 = 27, GenSup = 73)



## Flash Incarcerations

2017 Monthly Avg = 49  
2016 Monthly Avg = 50



## Mandatory Supervision (MS)

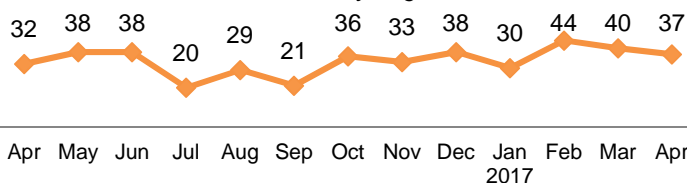
### Individuals with MS Convictions

from 10/1/11 - 4/30/17 = 3,292

2017 YTD = 151

2017 Monthly Avg = 38

2016 Monthly Avg = 36



### Currently Supervised:

Actively Supervised (Released from Jail)	488
On Active Warrant as of April 30, 2017	345
<b>Total</b>	<b>833</b>

### Awaiting Supervision:

Sentenced (still in custody)	162
------------------------------	-----

### Completions:

MS Case Terminated/Expired/Other	2297
----------------------------------	------