



# AB109 Realignment Monthly Stats January 2017

## Postrelease Community Supervision (PCS)

### Releases from Prison\*

from 10/1/11 - 1/31/17 = 6,517

2017 YTD = 80

2017 Monthly Avg = 80

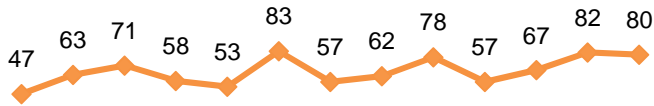
2016 Monthly Avg = 65

### Currently Supervised:

Actively Supervised	1572
On Active Warrant (includes 335 ICE warrants)	707
<b>Total</b>	<b>2279</b>

### Completions:

1 Yr Mandatory Termination	2445
Other Discharges/Transfers	1793
<b>Total</b>	<b>4238</b>



Jan Feb Mar Apr May Jun Jul Aug Sep Oct Nov Dec Jan  
2016 2017

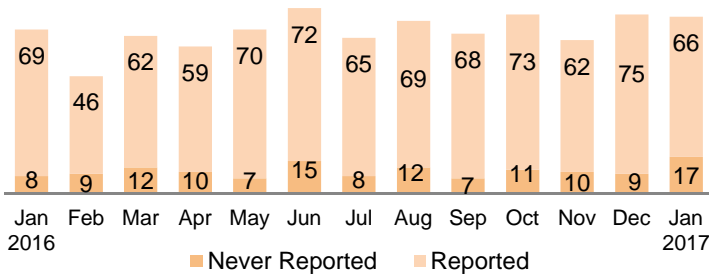
\*Based on CDCR's projected release dates and are subject to change. Numbers reflect the most current release date information.

### Warrants

2017 YTD = 83

2017 Monthly Avg = 83

37.01% of individuals had at least one warrant issued since 10/1/2011.

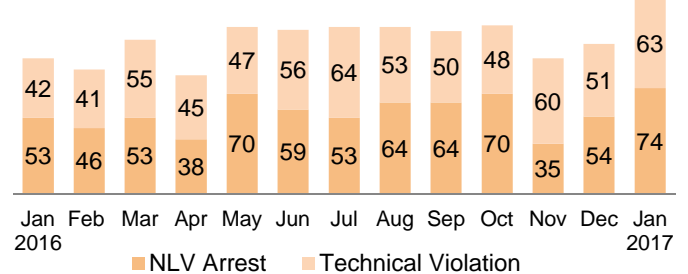


### Revocations

2017 YTD = 137

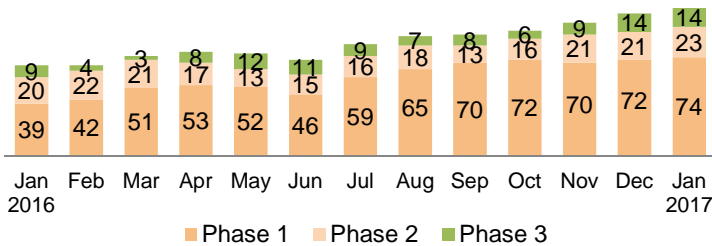
2017 Monthly Avg = 137

40.02% of individuals had at least one revocation issued since 10/1/2011.



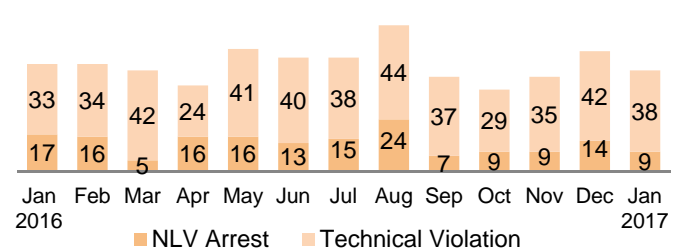
### Day Reporting Center Participants

2017 Monthly Avg = 111  
(AB109 = 34, GenSup = 77)



### Flash Incarcerations

2017 Monthly Avg = 47  
2016 Monthly Avg = 50



## Mandatory Supervision (MS)

### Individuals with MS Convictions

from 10/1/11 - 1/31/17 = 3,197

2017 YTD = 30

2017 Monthly Avg = 30

2016 Monthly Avg = 36

### Currently Supervised:

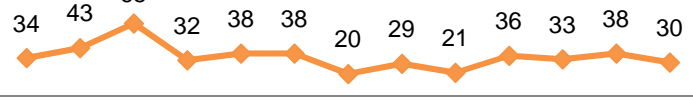
Actively Supervised (Released from Jail)	469
On Active Warrant as of January 31, 2017	349
<b>Total</b>	<b>818</b>

### Awaiting Supervision:

Sentenced (still in custody)	157
------------------------------	-----

### Completions:

MS Case Terminated/Expired/Other	2222
----------------------------------	------



Jan Feb Mar Apr May Jun Jul Aug Sep Oct Nov Dec Jan  
2016 2017