



AB109 Realignment Monthly Stats October 2016

Postrelease Community Supervision (PCS)

Releases from Prison*

from 10/1/11 - 10/31/16 = 6,270

2016 YTD = 629

2016 Monthly Avg = 63

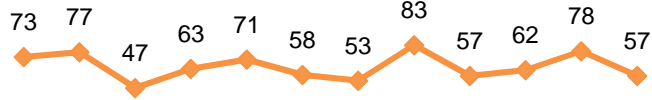
2015 Monthly Avg = 70

Currently Supervised:

Actively Supervised	1491
On Active Warrant (includes 326 ICE warrants)	672
Total	2163

Completions:

1 Yr Mandatory Termination	2343
Other Discharges/Transfers	1764
Total	4107



Nov 2015 Dec 2015 Jan 2016 Feb 2016 Mar 2016 Apr 2016 May 2016 Jun 2016 Jul 2016 Aug 2016 Sep 2016 Oct 2016

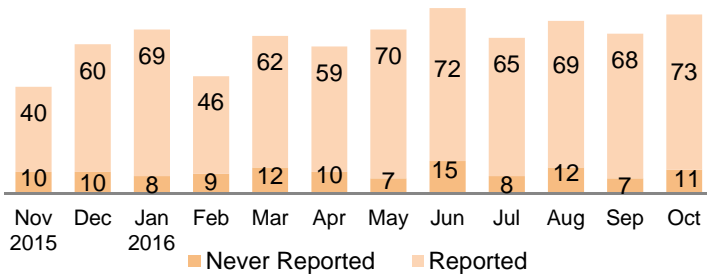
*Based on CDCR's projected release dates and are subject to change. Numbers reflect the most current release date information.

Warrants

2016 YTD = 752

2016 Monthly Avg = 75

36.70% of individuals had at least one warrant issued since 10/1/2011.

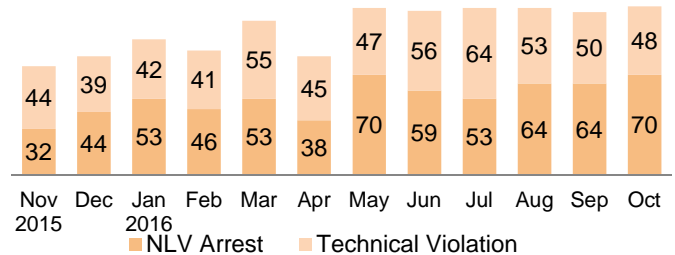


Revocations

2016 YTD = 1071

2016 Monthly Avg = 107

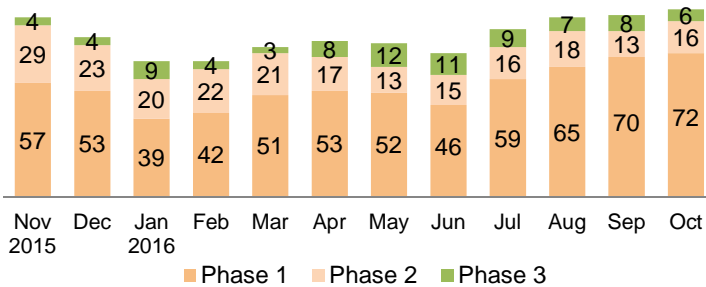
40.06% of individuals had at least one revocation issued since 10/1/2011.



Day Reporting Center Participants

2016 Monthly Avg = 80

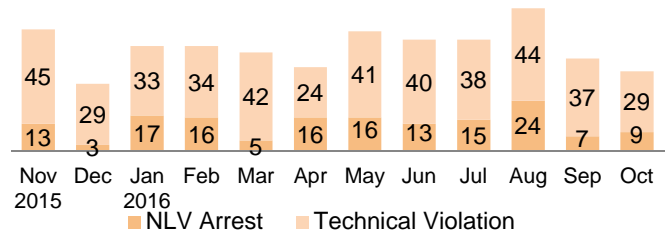
(AB109 = 39, GenSup = 41)



Flash Incarcerations

2016 YTD = 500

2016 Monthly Avg = 50



Mandatory Supervision (MS)

Individuals with MS Convictions

from 10/1/11 - 10/31/16 = 3,119

2016 YTD = 356

2016 Monthly Avg = 36

2015 Monthly Avg = 38

Currently Supervised:

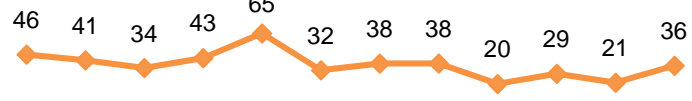
Actively Supervised (Released from Jail)	497
On Active Warrant as of October 31, 2016	341
Total	838

Awaiting Supervision:

Sentenced (still in custody)	130
------------------------------	-----

Completions:

MS Case Terminated/Expired/Other	2151
----------------------------------	------



Nov 2015 Dec 2015 Jan 2016 Feb 2016 Mar 2016 Apr 2016 May 2016 Jun 2016 Jul 2016 Aug 2016 Sep 2016 Oct 2016