



AB109 Realignment Monthly Stats September 2016

Postrelease Community Supervision (PCS)

Releases from Prison*

from 10/1/11 - 9/30/16 = 6,211

2016 YTD = 572

2016 Monthly Avg = 64

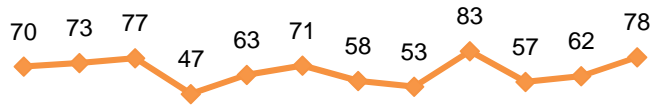
2015 Monthly Avg = 70

Currently Supervised:

| | |
|---|-------------|
| Actively Supervised | 1497 |
| On Active Warrant (includes 325 ICE warrants) | 653 |
| Total | 2150 |

Completions:

| | |
|----------------------------|-------------|
| 1 Yr Mandatory Termination | 2295 |
| Other Discharges/Transfers | 1766 |
| Total | 4061 |



Oct 2015 Nov Dec Jan 2016 Feb Mar Apr May Jun Jul Aug Sep

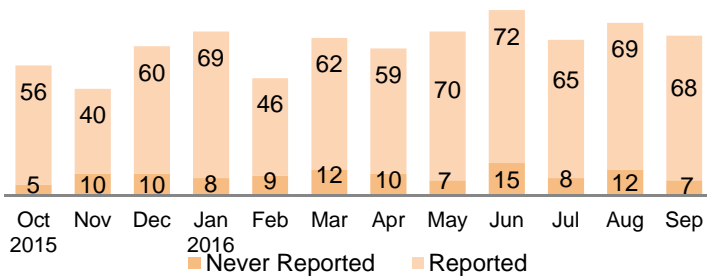
*Based on CDCR's projected release dates and are subject to change. Numbers reflect the most current release date information.

Warrants

2016 YTD = 668

2016 Monthly Avg = 74

36.40% of individuals had at least one warrant issued since 10/1/2011.

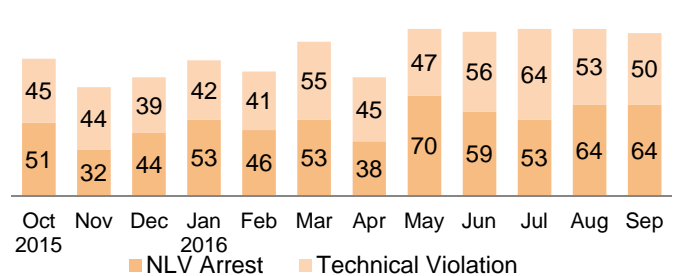


Revocations

2016 YTD = 953

2016 Monthly Avg = 106

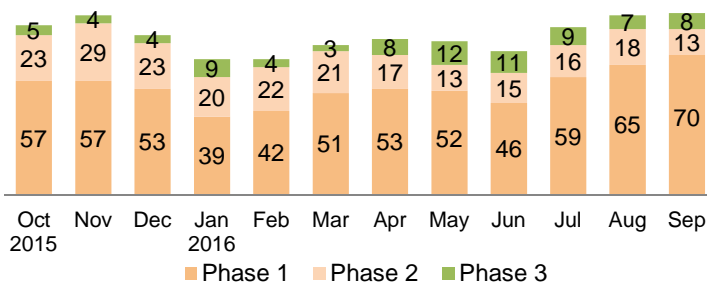
39.83% of individuals had at least one revocation issued since 10/1/2011.



Day Reporting Center Participants

2016 Monthly Avg = 78

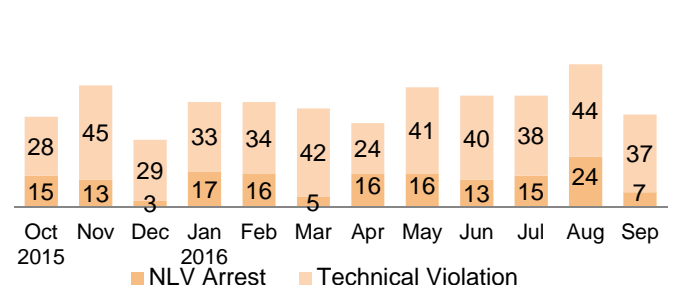
(AB109 = 40, GenSup = 38)



Flash Incarcerations

2016 YTD = 462

2016 Monthly Avg = 51



Mandatory Supervision (MS)

Individuals with MS Convictions

from 10/1/11 - 9/30/16 = 3,082

2016 YTD = 320

2016 Monthly Avg = 36

2015 Monthly Avg = 38

Currently Supervised:


| | |
|--|------------|
| Actively Supervised (Released from Jail) | 492 |
| On Active Warrant as of September 30, 2016 | 323 |
| Total | 815 |

Awaiting Supervision:

| | |
|------------------------------|-----|
| Sentenced (still in custody) | 153 |
|------------------------------|-----|

Completions:

| | |
|----------------------------------|------|
| MS Case Terminated/Expired/Other | 2114 |
|----------------------------------|------|



Oct 2015 Nov Dec Jan 2016 Feb Mar Apr May Jun Jul Aug Sep