



AB109 Realignment Monthly Stats August 2016

Postrelease Community Supervision (PCS)

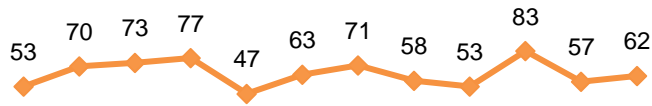
Releases from Prison*
from 10/1/11 - 8/31/16 = 6,127
2016 YTD = 494
2016 Monthly Avg = 62
2015 Monthly Avg = 70

Currently Supervised:

Actively Supervised	1445
On Active Warrant (includes 324 ICE warrants)	655
Total	2100

Completions:

1 Yr Mandatory Termination	2273
Other Discharges/Transfers	1754
Total	4027



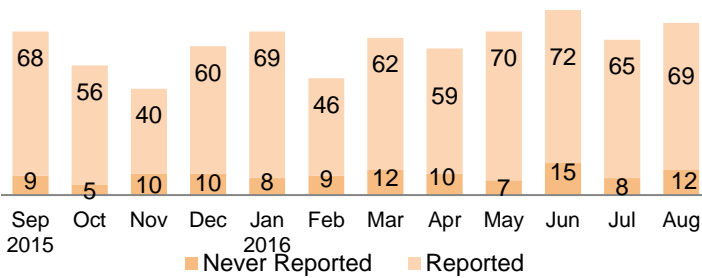
Sep 2015 Oct Nov Dec 2015 Jan 2016 Feb Mar Apr May Jun Jul Aug

*Based on CDCR's projected release dates and are subject to change. Numbers reflect the most current release date information.

Warrants

2016 YTD = 593
2016 Monthly Avg = 74

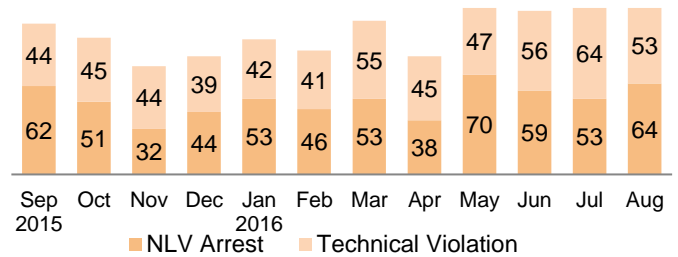
36.33% of individuals had at least one warrant issued since 10/1/2011.



Revocations

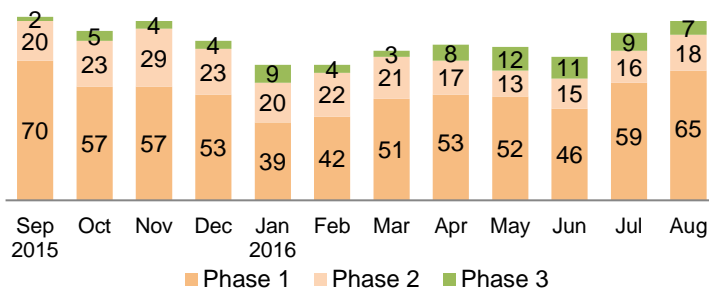
2016 YTD = 839
2016 Monthly Avg = 105

39.86% of individuals had at least one revocation issued since 10/1/2011.



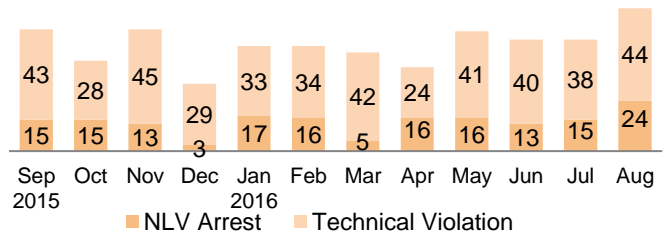
Day Reporting Center Participants

2016 Monthly Avg = 77
(AB109 = 40, GenSup = 37)



Flash Incarcerations

2016 YTD = 418
2016 Monthly Avg = 52



Mandatory Supervision (MS)

Individuals with MS Convictions

from 10/1/11 - 8/31/16 = 3,066
2016 YTD = 299
2016 Monthly Avg = 37
2015 Monthly Avg = 38

Currently Supervised:

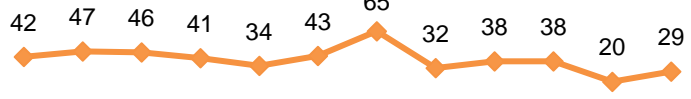
Actively Supervised (Released from Jail)	486
On Active Warrant as of August 31, 2016	328
Total	814

Awaiting Supervision:

Sentenced (still in custody)	163
------------------------------	-----

Completions:

MS Case Terminated/Expired/Other	2089
----------------------------------	------



Sep 2015 Oct Nov Dec 2015 Jan 2016 Feb Mar Apr May Jun Jul Aug