



# AB109 Realignment Monthly Stats June 2016

## PostRelease Community Supervision (PCS)

### Releases from Prison\*

from 10/1/11 - 6/30/16 = 5,993

2016 YTD = 375

2016 Monthly Avg = 63

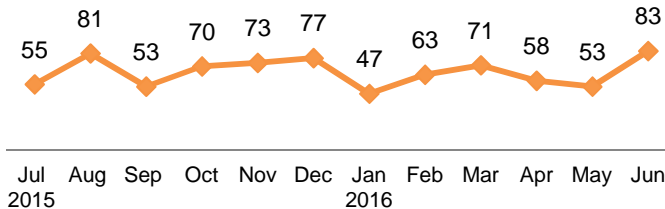
2015 Monthly Avg = 70

### Currently Supervised:

Actively Supervised	1392
On Active Warrant (includes 319 ICE warrants)	657
<b>Total</b>	<b>2049</b>

### Completions:

1 Yr Mandatory Termination	2200
Other Discharges/Transfers	1744
<b>Total</b>	<b>3944</b>



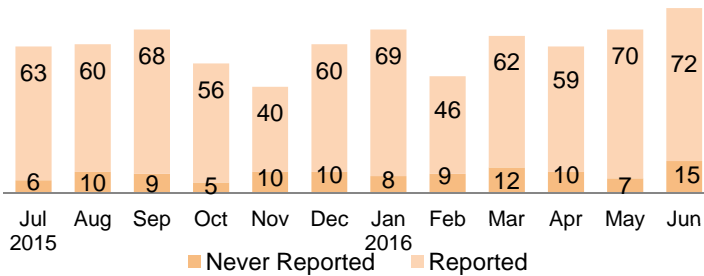
\*Based on CDCR's projected release dates and are subject to change. Numbers reflect the most current release date information.

## Warrants

2016 YTD = 439

2016 Monthly Avg = 73

36.28% of individuals had at least one warrant issued since 10/1/2011.

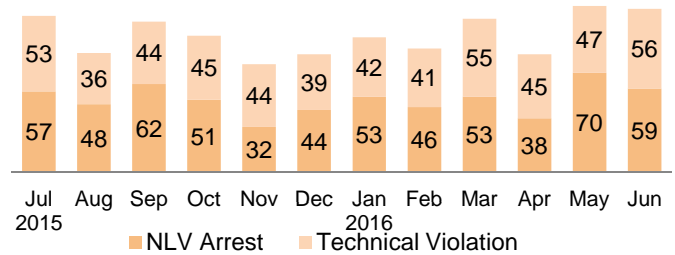


## Revocations

2016 YTD = 605

2016 Monthly Avg = 101

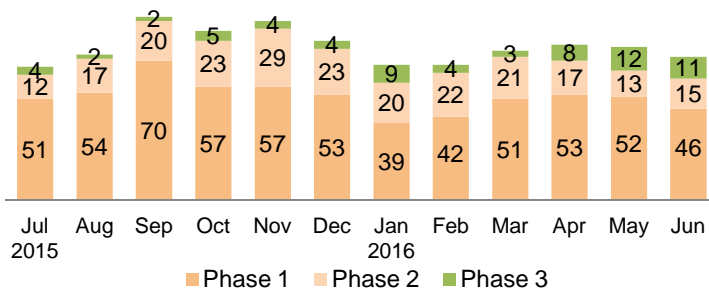
39.73% of individuals had at least one revocation issued since 10/1/2011.



## Day Reporting Center Participants

2016 Monthly Avg = 73

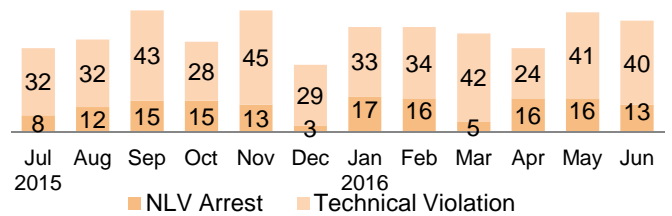
(AB109 = 41, GenSup = 32)



## Flash Incarcerations

2016 YTD = 297

2016 Monthly Avg = 50



## Mandatory Supervision (MS)

### Individuals with MS Convictions

from 10/1/11 - 6/30/16 = 3,029

2016 YTD = 250

2016 Monthly Avg = 42

2015 Monthly Avg = 38

### Currently Supervised:

Actively Supervised (Released from Jail)	486
On Active Warrant as of June 30, 2016	332
<b>Total</b>	<b>818</b>

### Awaiting Supervision:

Sentenced (still in custody)	193
------------------------------	-----

### Completions:

MS Case Terminated/Expired/Other	2018
----------------------------------	------

