



# AB109 Realignment Monthly Stats January 2016

## Post-Release Community Supervision (PCS)

### Releases from Prison\*

from 10/1/11 - 1/31/16 = 5588

2016 YTD = 47

2016 Monthly Avg = 47

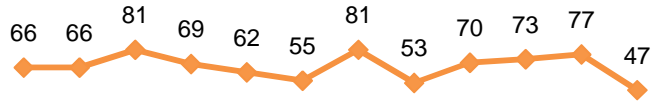
2015 Monthly Avg = 70

### Currently Supervised:

Actively Supervised	1278
On Active Warrant (includes 300 ICE warrants)	622
<b>Total</b>	<b>1900</b>

### Completions:

1 Yr Mandatory Termination	2038
Other Discharges/Transfers	1650
<b>Total</b>	<b>3688</b>



Feb Mar Apr May Jun Jul Aug Sep Oct Nov Dec Jan  
2015 2016

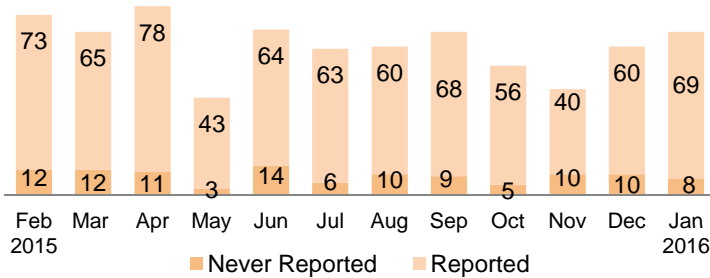
\*Based on CDCR's projected release dates and are subject to change. Numbers reflect the most current release date information.

## Warrants

2016 YTD = 77

2016 Monthly Avg = 77

36.38% of individuals had at least one warrant issued since 10/1/2011.

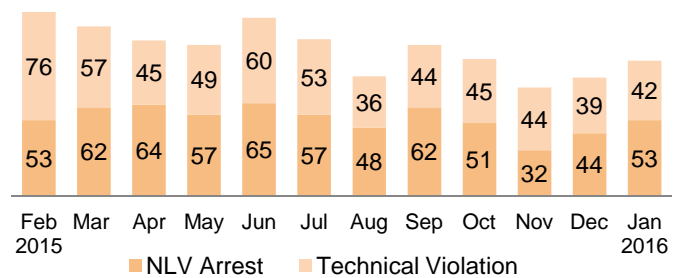


## Revocations

2016 YTD = 95

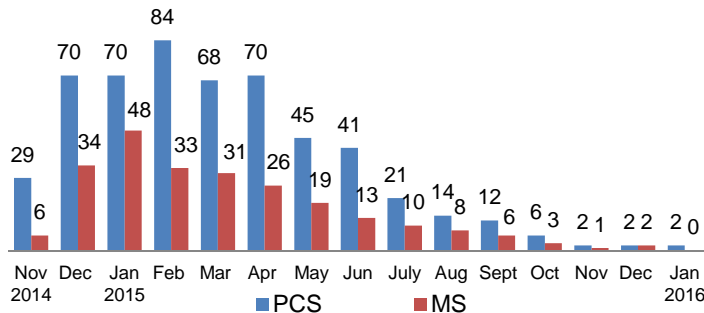
2016 Monthly Avg = 95

39.66% of individuals had at least one revocation issued since 10/1/2011.



## Prop. 47 Terminations

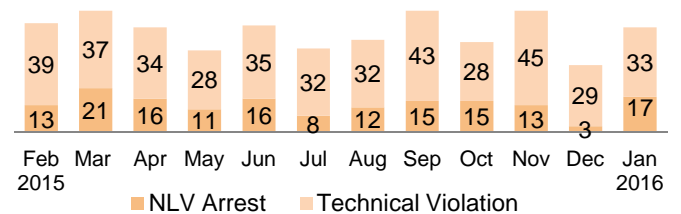
Nov '14 - Jan '16 = 776



## Flash Incarcerations

2016 YTD = 50

2016 Monthly Avg = 50



## Mandatory Supervision (MS)

### Individuals with MS Convictions

from 10/1/11 - 1/31/16 = 2848

2016 YTD = 34

2016 Monthly Avg = 34

2015 Monthly Avg = 38

### Currently Supervised:

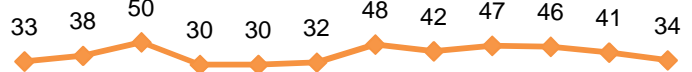
Actively Supervised (Released from Jail)	497
On Active Warrant as of January 31, 2016	299
<b>Total</b>	<b>796</b>

### Awaiting Supervision:

Sentenced (still in custody)	172
------------------------------	-----

### Completions:

MS Case Terminated/Expired/Other	1880
----------------------------------	------



Feb Mar Apr May Jun Jul Aug Sep Oct Nov Dec Jan  
2015 2016