



AB109 Realignment Monthly Stats December 2015

Post-Release Community Supervision (PCS)

Releases from Prison*

from 10/1/11 - 12/31/15 = 5533

2015 YTD = 834

2015 Monthly Avg = 70

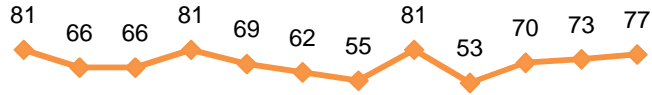
2014 Monthly Avg = 96

Currently Supervised:

Actively Supervised	1282
On Active Warrant (includes 296 ICE warrants)	594
Total	1876

Completions:

1 Yr Mandatory Termination	2005
Other Discharges/Transfers	1652
Total	3657



Jan Feb Mar Apr May Jun Jul Aug Sep Oct Nov Dec 2015

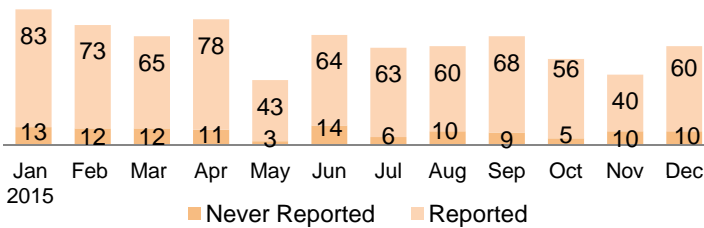
*Based on CDCR's projected release dates and are subject to change. Numbers reflect the most current release date information.

Warrants

2015 YTD = 868

2015 Monthly Avg = 72

36.20% of individuals had at least one warrant issued since 10/1/2011.



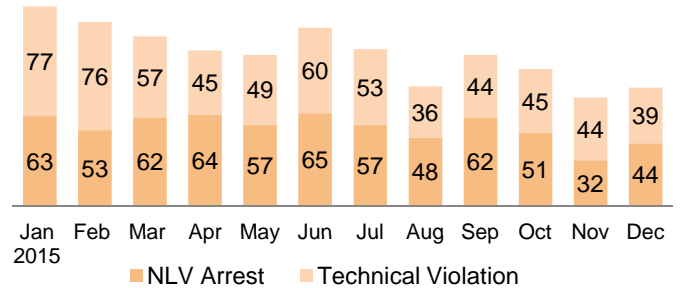
Jan Feb Mar Apr May Jun Jul Aug Sep Oct Nov Dec 2015

Revocations

2015 YTD = 1283

2015 Monthly Avg = 107

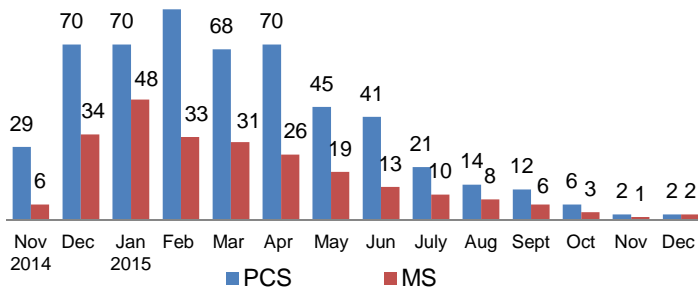
39.67% of individuals had at least one revocation issued since 10/1/2011.



Jan Feb Mar Apr May Jun Jul Aug Sep Oct Nov Dec 2015

Prop. 47 Terminations

Nov '14 - Dec '15 = 774

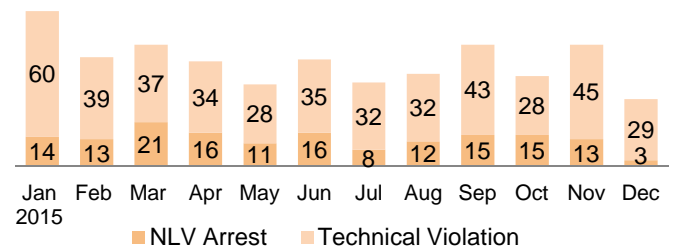


Nov 2014 Dec 2014 Jan 2015 Feb 2015 Mar 2015 Apr 2015 May 2015 Jun 2015 July 2015 Aug 2015 Sept 2015 Oct 2015 Nov 2015 Dec 2015

Flash Incarcerations

2015 YTD = 599

2015 Monthly Avg = 50



Jan Feb Mar Apr May Jun Jul Aug Sep Oct Nov Dec 2015

Mandatory Supervision (MS)

Individuals with MS Convictions

from 10/1/11 - 12/31/15 = 2815

2015 YTD = 458

2015 Monthly Avg = 38

2014 Monthly Avg = 58

Currently Supervised:

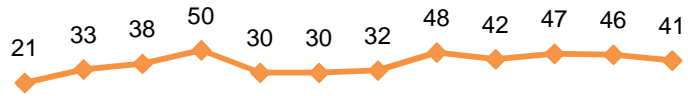
Actively Supervised (Released from Jail)	504
On Active Warrant as of December 31, 2015	289
Total	793

Awaiting Supervision:

Sentenced (still in custody)	178
------------------------------	-----

Completions:

MS Case Terminated/Expired/Other	1844
----------------------------------	------



Jan Feb Mar Apr May Jun Jul Aug Sep Oct Nov Dec 2015