



AB109 Realignment Monthly Stats October 2015

Post-Release Community Supervision (PCS)

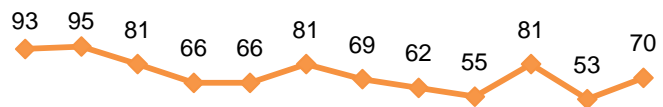
Releases from Prison*

from 10/1/11 - 10/31/15 = 5368

2015 YTD = 684

2015 Monthly Avg = 68

2014 Monthly Avg = 96



Nov Dec Jan Feb Mar Apr May Jun Jul Aug Sep Oct 2015

Currently Supervised:

Actively Supervised	1213
On Active Warrant (includes 290 ICE warrants)	601
Total	1814

Completions:

1 Yr Mandatory Termination	1927
Other Discharges/Transfers	1627
Total	3554

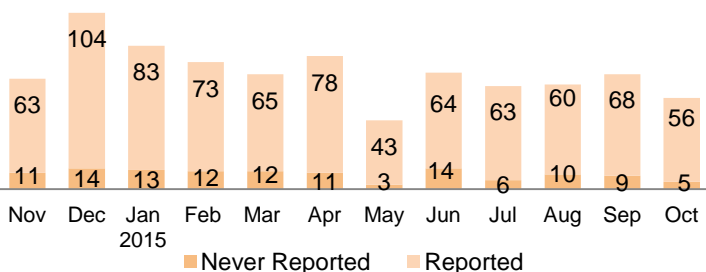
*Based on CDCR's projected release dates and are subject to change. Numbers reflect the most current release date information.

Warrants

2015 YTD = 748

2015 Monthly Avg = 75

36.55% of individuals had at least one warrant issued since 10/1/2011.

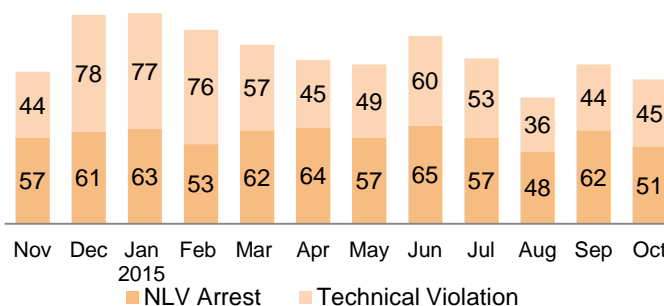


Revocations

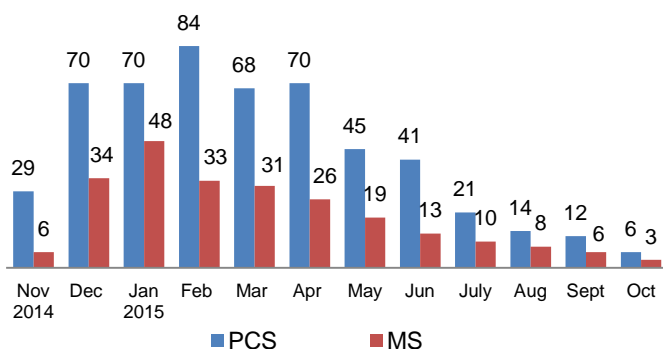
2015 YTD = 1124

2015 Monthly Avg = 112

40.03% of individuals had at least one revocation issued since 10/1/2011.



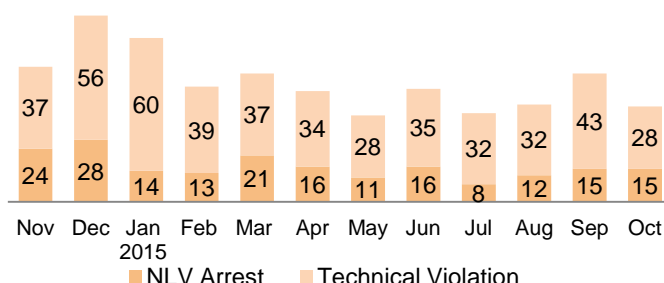
Prop. 47 Terminations



Flash Incarcerations

2015 YTD = 509

2015 Monthly Avg = 51



Mandatory Supervision (MS)

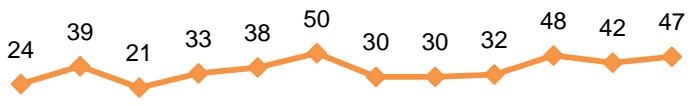
Individuals with MS Convictions

from 10/1/11 - 10/31/15 = 2744

2015 YTD = 371

2015 Monthly Avg = 37

2014 Monthly Avg = 58



Nov Dec Jan Feb Mar Apr May Jun Jul Aug Sep Oct 2015

Currently Supervised:

Actively Supervised (Released from Jail)	494
On Active Warrant as of October 31, 2015	279
Total	773

Awaiting Supervision:

Sentenced (still in custody)	161
------------------------------	-----

Completions:

MS Case Terminated/Expired/Other	1810
----------------------------------	------