



AB109 Realignment Monthly Stats September 2015

Post-Release Community Supervision (PCS)

Releases from Prison*

from 10/1/11 - 9/30/15 = 5296

2015 YTD = 614

2015 Monthly Avg = 68

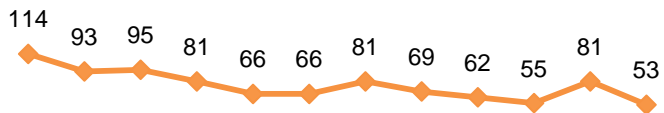
2014 Monthly Avg = 96

Currently Supervised:

Actively Supervised	1210
On Active Warrant (includes 289 ICE warrants)	591
Total	1801

Completions:

1 Yr Mandatory Termination	1891
Other Discharges/Transfers	1604
Total	3495



Oct Nov Dec Jan Feb Mar Apr May Jun Jul Aug Sep 2015

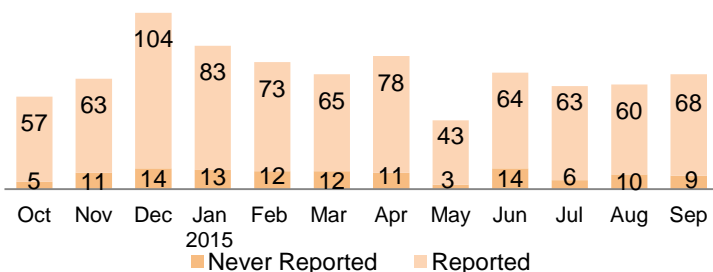
*Based on CDCR's projected release dates and are subject to change. Numbers reflect the most current release date information.

Warrants

2015 YTD = 687

2015 Monthly Avg = 76

36.65% of individuals had at least one warrant issued since 10/1/2011.

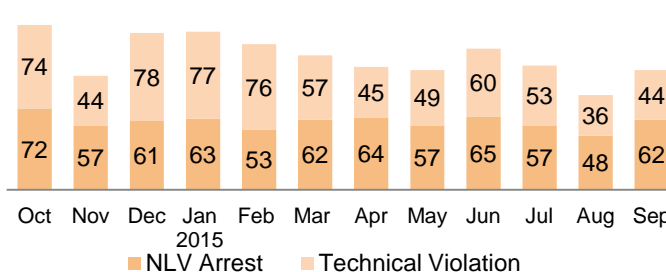


Revocations

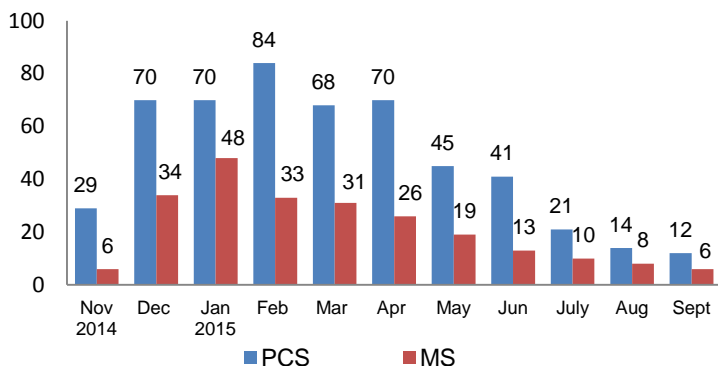
2015 YTD = 1028

2015 Monthly Avg = 114

40.07% of individuals had at least one revocation issued since 10/1/2011.



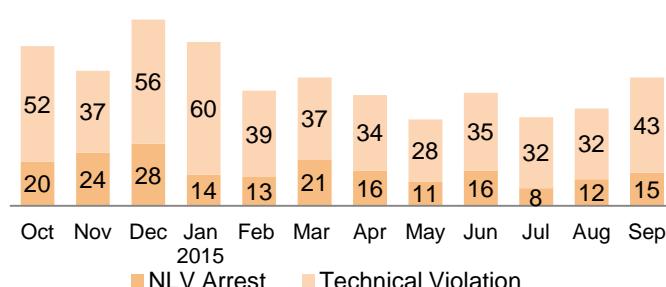
Prop. 47 Terminations



Flash Incarcerations

2015 YTD = 466

2015 Monthly Avg = 52



Mandatory Supervision (MS)

Individuals with MS Convictions

from 10/1/11 - 9/30/15 = 2700

2015 YTD = 324

2015 Monthly Avg = 36

2014 Monthly Avg = 58

Currently Supervised:

Actively Supervised (Released from Jail)	502
On Active Warrant as of September 30, 2015	293
Total	795

Awaiting Supervision:

Sentenced (still in custody)	180
------------------------------	-----

Completions:

MS Case Terminated/Expired/Other	1725
----------------------------------	------

