



AB109 Realignment Monthly Stats August 2015

Post-Release Community Supervision (PCS)

Releases from Prison*

from 10/1/11 - 8/31/15 = 5261

2015 YTD = 561

2015 Monthly Avg = 70

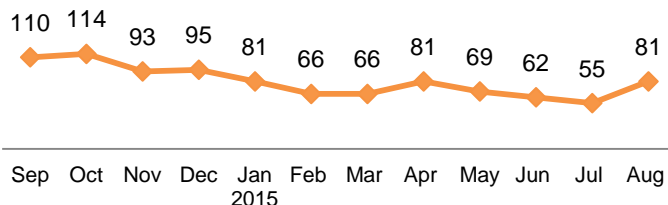
2014 Monthly Avg = 96

Currently Supervised:

Actively Supervised	1200
On Active Warrant (includes 287 ICE warrants)	602
Total	1802

Completions:

1 Yr Mandatory Termination	1853
Other Discharges/Transfers	1606
Total	3459



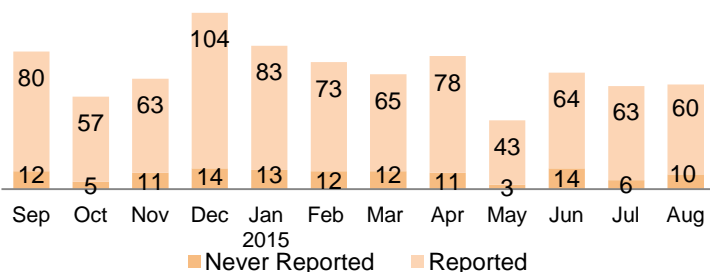
*Based on CDCR's projected release dates and are subject to change. Numbers reflect the most current release date information.

Warrants

2015 YTD = 610

2015 Monthly Avg = 76

36.40% of individuals had at least one warrant issued since 10/1/2011.

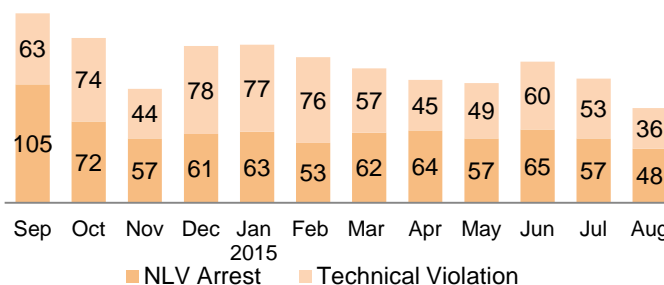


Revocations

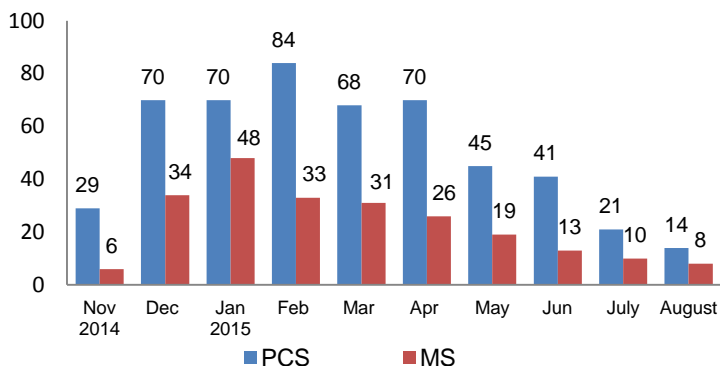
2015 YTD = 922

2015 Monthly Avg = 115

39.69% of individuals had at least one revocation issued since 10/1/2011.



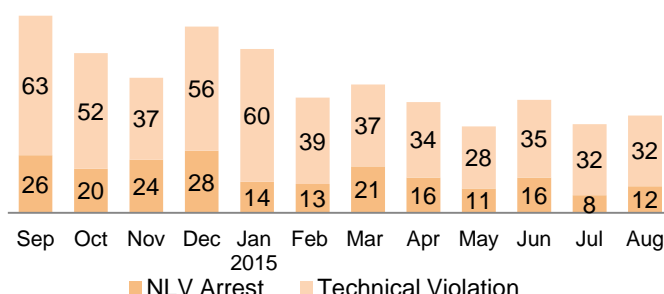
Prop. 47 Terminations



Flash Incarcerations

2015 YTD = 408

2015 Monthly Avg = 51



Mandatory Supervision (MS)

Individuals with MS Convictions

from 10/1/11 - 8/31/15 = 2657

2015 YTD = 282

2015 Monthly Avg = 35

2014 Monthly Avg = 58

Currently Supervised:

Actively Supervised (Released from Jail)	535
On Active Warrant as of August 31, 2015	284
Total	819

Awaiting Supervision:

Sentenced (still in custody)	171
------------------------------	-----

Completions:

MS Case Terminated/Expired/Other	1667
----------------------------------	------

