



AB109 Realignment Monthly Stats July 2015

Post-Release Community Supervision (PCS)

Releases from Prison*

from 10/1/11 - 7/31/15 = 5155

2015 YTD = 480

2015 Monthly Avg = 69

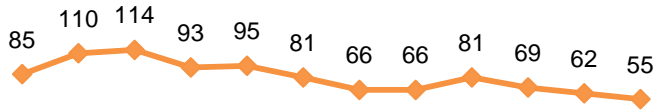
2014 Monthly Avg = 96

Currently Supervised:

Actively Supervised	1246
On Active Warrant (includes 285 ICE warrants)	558
Total	1804

Completions:

1 Yr Mandatory Termination	1804
Other Discharges/Transfers	1547
Total	3351



Aug Sep Oct Nov Dec Jan Feb Mar Apr May Jun Jul 2015

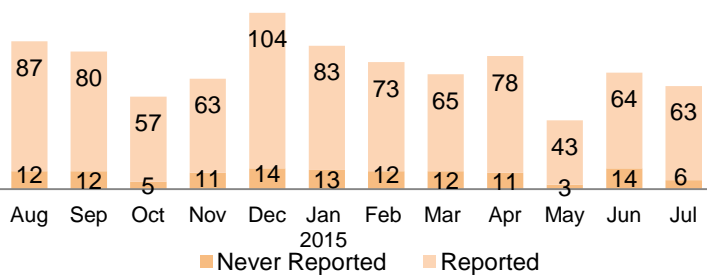
*Based on CDCR's projected release dates and are subject to change. Numbers reflect the most current release date information.

Warrants

2015 YTD = 540

2015 Monthly Avg = 77

36.64% of individuals had at least one warrant issued since 10/1/2011.

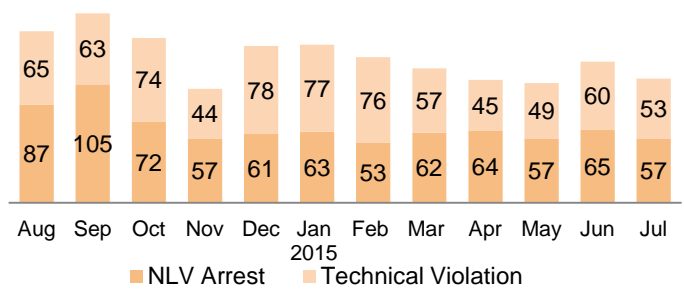


Revocations

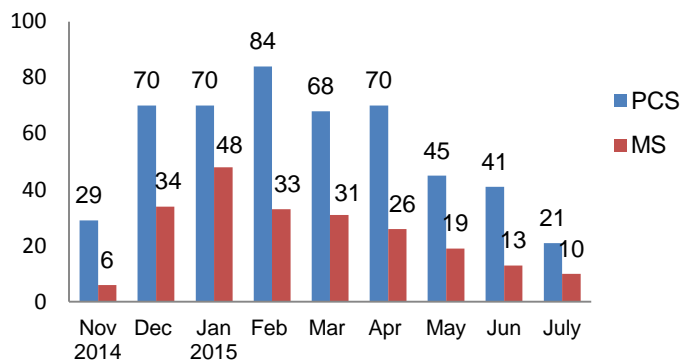
2015 YTD = 838

2015 Monthly Avg = 120

39.96% of individuals had at least one revocation issued since 10/1/2011.



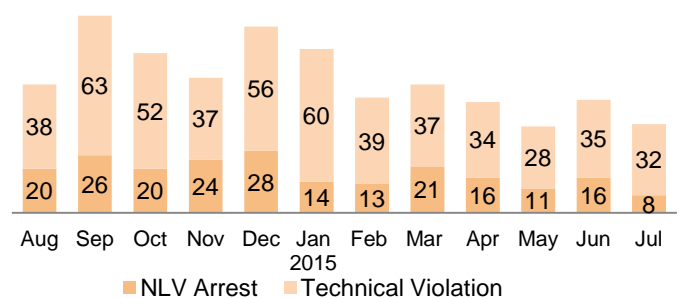
Prop. 47 Terminations



Flash Incarcerations

2015 YTD = 364

2015 Monthly Avg = 52



Mandatory Supervision (MS)

Individuals with MS Convictions

from 10/1/11 - 7/31/15 = 2619

2015 YTD = 234

2015 Monthly Avg = 33

2014 Monthly Avg = 58

Currently Supervised:

Actively Supervised (Released from Jail)	542
On Active Warrant as of July 31, 2015	278
Total	820

Awaiting Supervision:

Sentenced (still in custody)	149
------------------------------	-----

Completions:

MS Case Terminated/Expired/Other	1650
----------------------------------	------

