



AB109 Realignment Monthly Stats April 2015

Postrelease Community Supervision (PCS)

Releases from Prison

from 10/1/11 - 4/30/15 = 4969

2015 YTD = 294

2015 Monthly Avg = 74

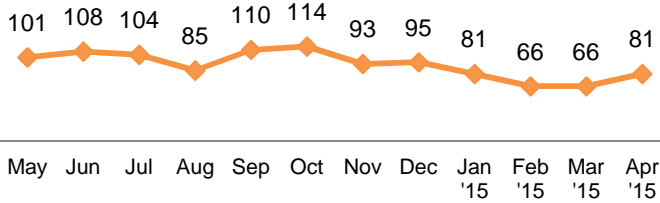
2014 Monthly Avg = 96

Currently Supervised:

Actively Supervised	1366
On Active Warrant (includes 275 ICE warrants)	582
Total	1948

Completions:

1 Yr Mandatory Termination	1656
Other Discharges/Transfers	1365
Total	3021



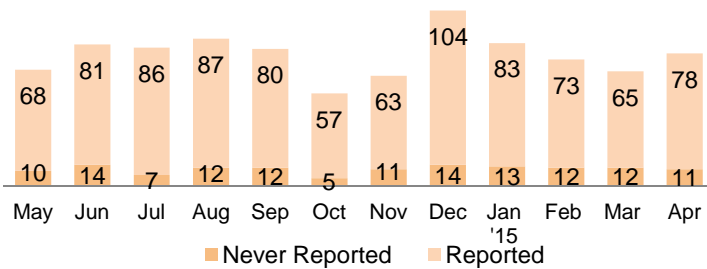
*Based on CDCR's projected release dates and are subject to change. Numbers reflect the most current release date information.

Warrants

2015 YTD = 347

2015 Monthly Avg = 87

36.37% of individuals had at least one warrant issued since 10/1/2011.

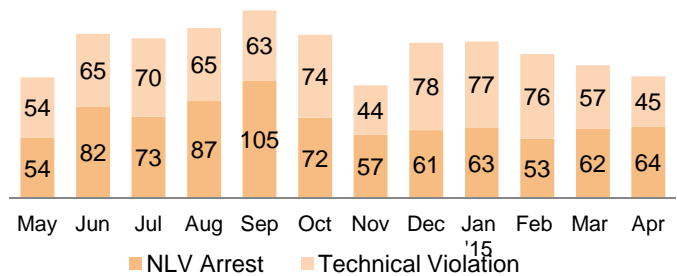


Revocations

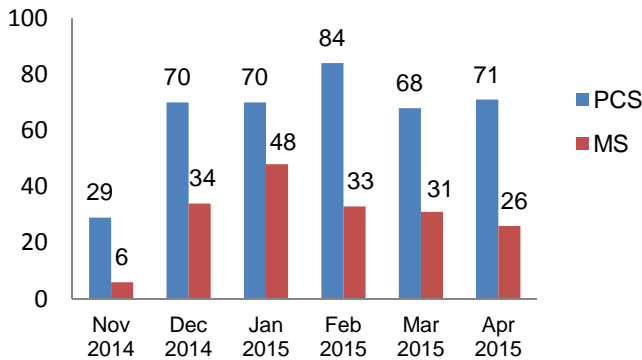
2015 YTD = 497

2015 Monthly Avg = 124

39.40% of individuals had at least one revocation issued since 10/1/2011.



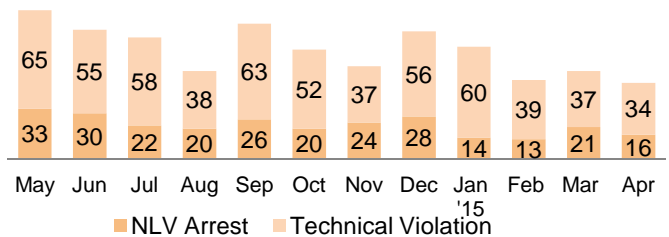
Prop. 47 Terminations



Flash Incarcerations

2015 YTD = 234

2015 Monthly Avg = 59



Mandatory Supervision (MS)

Individuals with MS Convictions

from 10/1/11 - 4/30/15 = 2549

2015 YTD = 142

2015 Monthly Avg = 36

2014 Monthly Avg = 58

Currently Supervised:

Actively Supervised (Released from Jail)	570
On Active Warrant as of April 30, 2015	299
Total	869

Awaiting Supervision:

Sentenced (still in custody)	169
------------------------------	-----

Completions:

MS Case Terminated/Expired/Other	1511
----------------------------------	------

