



# AB109 Realignment Monthly Stats March 2015

## Postrelease Community Supervision (PCS)

### Releases from Prison

from 10/1/11 - 3/31/15 = 4882

2015 YTD = 213

2015 Monthly Avg = 71

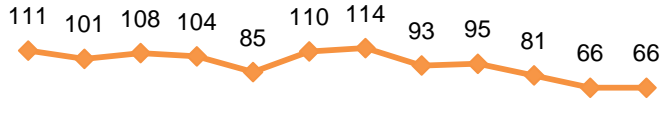
2014 Monthly Avg = 96

### Currently Supervised:

Actively Supervised	1512
On Active Warrant (includes 272 ICE warrants)	568
<b>Total</b>	<b>2080</b>

### Completions:

1 Yr Mandatory Termination	1585
Other Discharges/Transfers	1217
<b>Total</b>	<b>2802</b>



**Revised**  
4/22/15

Apr May Jun Jul Aug Sep Oct Nov Dec Jan '15 Feb '15 Mar '15

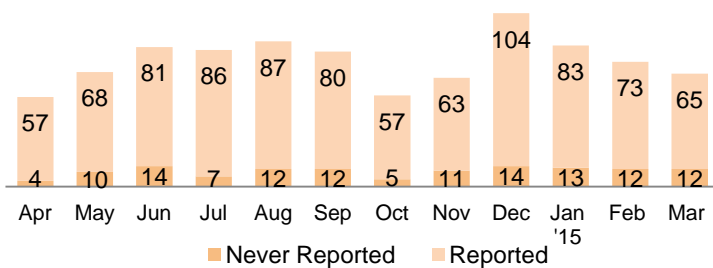
\*Based on CDCR's projected release dates and are subject to change. Numbers reflect the most current release date information.

## Warrants

2015 YTD = 258

2015 Monthly Avg = 86

36.32% of individuals had at least one warrant issued since 10/1/2011.

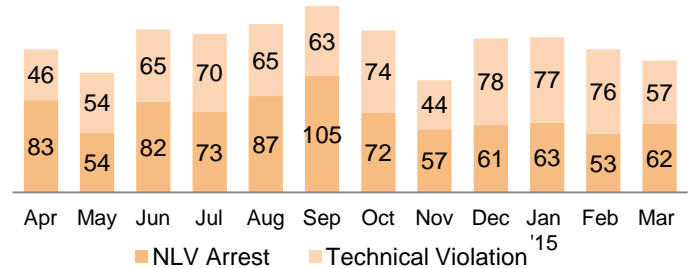


## Revocations

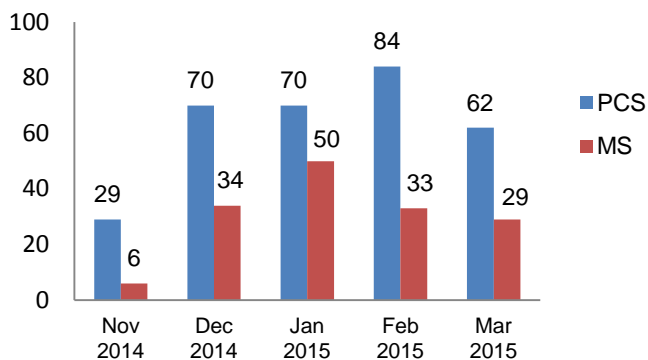
2015 YTD = 388

2015 Monthly Avg = 129

39.39% of individuals had at least one revocation issued since 10/1/2011.



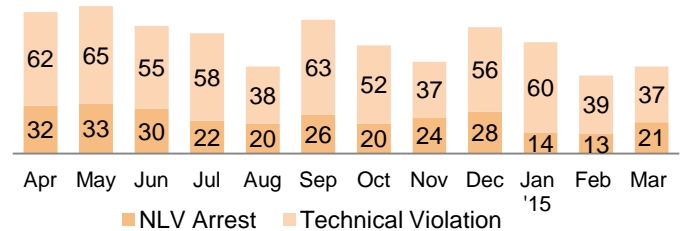
## Prop. 47 Terminations



## Flash Incarcerations

2015 YTD = 184

2015 Monthly Avg = 61



## Mandatory Supervision (MS)

### Individuals with MS Convictions

from 10/1/11 - 3/31/15 = 2516

2015 YTD = 92

2015 Monthly Avg = 31

2014 Monthly Avg = 58

### Currently Supervised:

Actively Supervised (Released from Jail)	631
On Active Warrant as of March 31, 2015	295
<b>Total</b>	<b>926</b>

### Awaiting Supervision:

Sentenced (still in custody) 161

### Completions:

MS Case Terminated/Expired/Other 1429

