



AB109 Realignment Monthly Stats February 2015

Postrelease Community Supervision (PCS)

Releases from Prison

from 10/1/11 - 2/28/15 = 4810

2015 YTD = 147

2015 Monthly Avg = 74

2014 Monthly Avg = 96

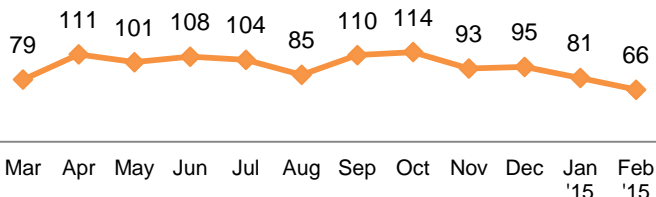
Currently Supervised:

Actively Supervised	1554
On Active Warrant (includes 268 ICE warrants)	561
Total	2115

Revised
4/22/15

Completions:

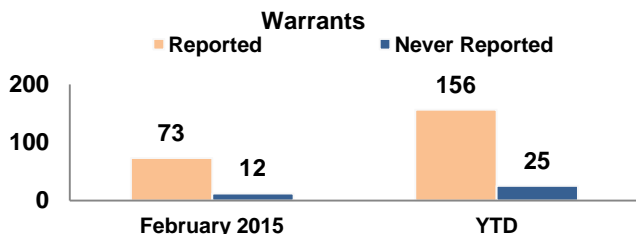
1 Yr Mandatory Termination	1536
Other Discharges/Transfers	1159
Total	2695



*Based on CDCR's projected release dates and are subject to change. Numbers reflect the most current release date information.

Warrants

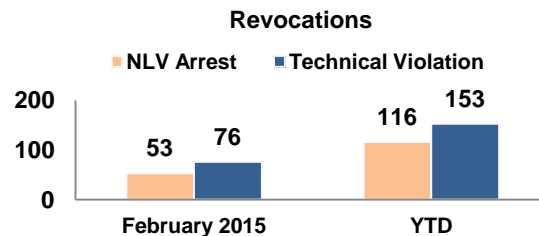
36.24% of individuals had at least one warrant issued since 10/1/2011.



	Feb-15	YTD-2015	Cumulative
Total Warr.	85	181	3437

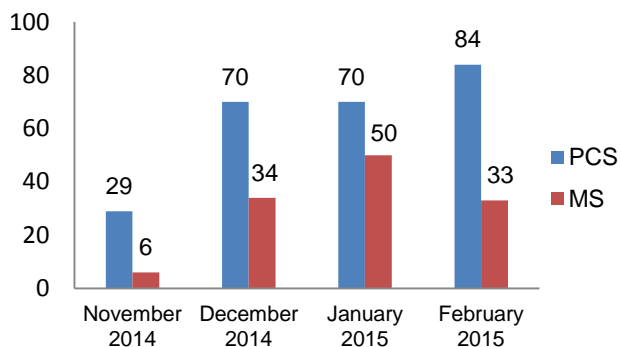
Revocations

39.29% of individuals had at least one revocation since 10/1/2011.



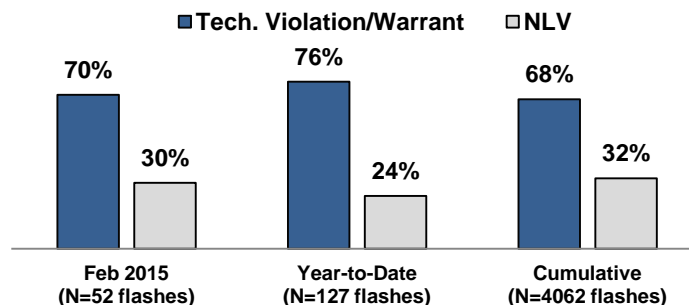
	Feb-15	YTD-2015	Cumulative
Total Rev.	129	269	4235

Prop. 47 Terminations



Flash Incarcerations

Reason for Flash Incarceration



Mandatory Supervision (MS)

Individuals with MS Convictions

from 10/1/11 - 2/28/15 = 2495

2015 YTD = 54

2015 Monthly Avg = 27

2014 Monthly Avg = 58

Currently Supervised:

Actively Supervised (Released from Jail)	671
On Active Warrant as of February 28, 2015	318
Total	989

Awaiting Supervision:

Sentenced (still in custody) 168

Completions:

MS Case Terminated/Expired/Other 1338

