



# AB109 Realignment Monthly Stats January 2015

## Postrelease Community Supervision (PCS)

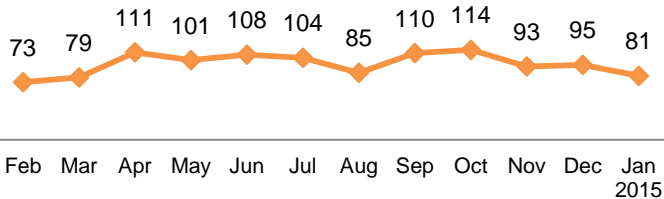
### Releases from Prison

from 10/1/11 - 1/31/15 = 4749

2015 YTD = 81

2015 Monthly Avg = 81

2014 Monthly Avg = 96



### Currently Supervised:

Actively Supervised	1750
On Active Warrant (includes 263 ICE warrants)	542
<b>Total</b>	<b>2292</b>

Revised  
4/22/15

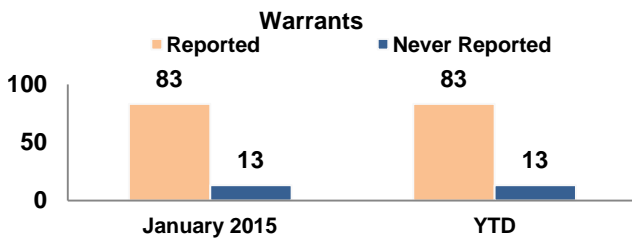
### Completions:

1 Yr Mandatory Termination	1490
Other Discharges/Transfers	967
<b>Total</b>	<b>2457</b>

\*Based on CDCR's projected release dates and are subject to change. Numbers reflect the most current release date information.

## Warrants

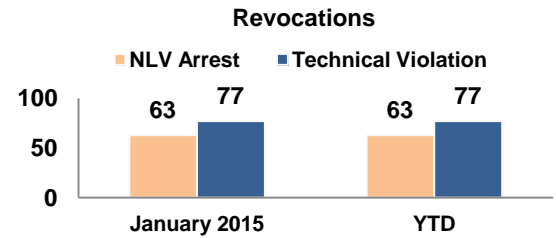
36.01% of individuals had at least one warrant issued since 10/1/2011.



	Jan-15	YTD-2015	Cumulative
Total Warr.	96	96	3352

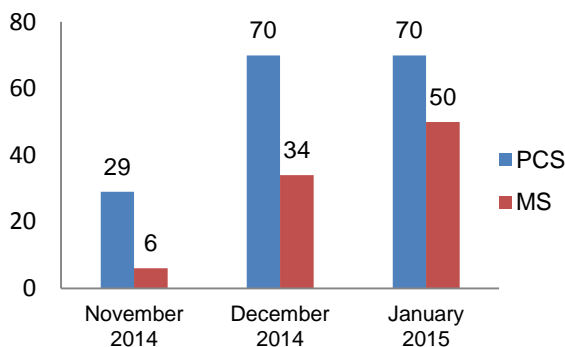
## Revocations

38.93% of individuals had at least one revocation since 10/1/2011.



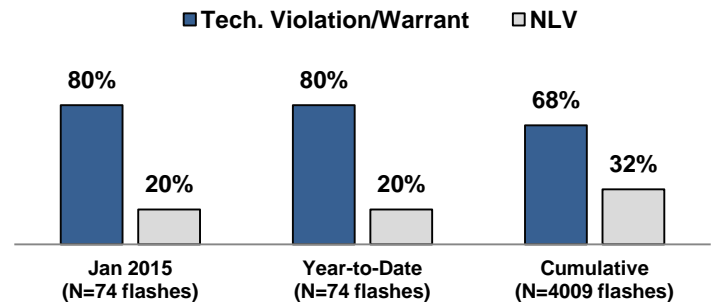
	Jan-15	YTD-2015	Cumulative
Total Rev.	140	140	4106

## Prop. 47 Terminations



## Flash Incarcerations

### Reason for Flash Incarceration



## Mandatory Supervision (MS)

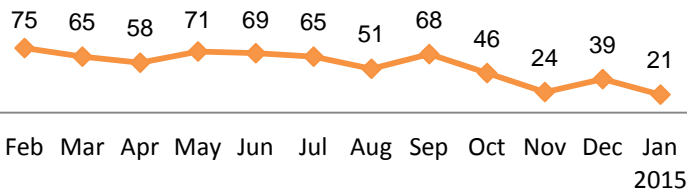
### Individuals with MS Convictions

from 10/1/11 - 1/31/15 = 2470

2015 YTD = 21

2015 Monthly Avg = 21

2014 Monthly Avg = 58



### Currently Supervised:

Actively Supervised (Released from Jail)	704
On Active Warrant as of January 31, 2015	318
<b>Total</b>	<b>1022</b>

### Awaiting Supervision:

Sentenced (still in custody) 182

### Completions:

MS Case Terminated/Expired/Other 1266