



## AB109 Realignment Monthly Stats December 2014

### Postrelease Community Supervision (PCS)

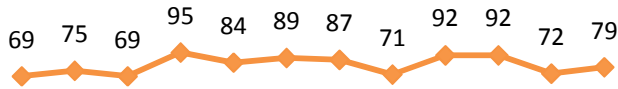
#### Releases from Prison

from 10/1/11 - 12/31/14 = 4386

2014 YTD = 974

2014 Monthly Avg = 81

2013 Monthly Avg = 72



Jan Feb Mar Apr May Jun Jul Aug Sep Oct Nov Dec

#### Currently Supervised:

Actively Supervised	1661
On Active Warrant (includes 262 ICE warrants)	539
<b>Total</b>	<b>2200</b>

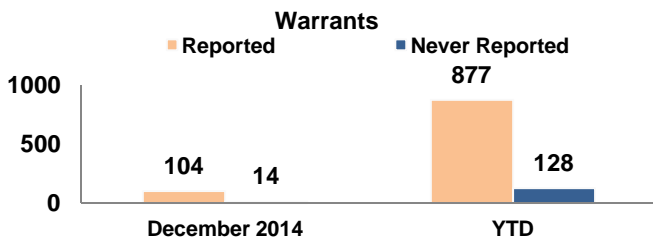
#### Completions:

1 Yr Mandatory Termination	1354
Other Discharges/Transfers	832
<b>Total</b>	<b>2186</b>

\*Based on CDCR's projected release dates and are subject to change. Numbers reflect the most current release date information.

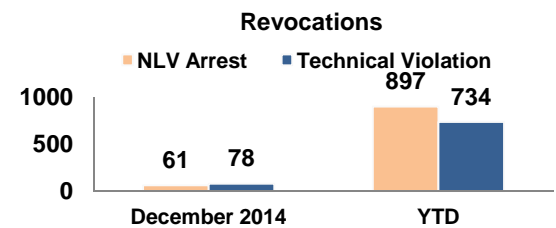
### Warrants and Revocations

38.26% of individuals had at least one warrant issued since 10/1/2011.



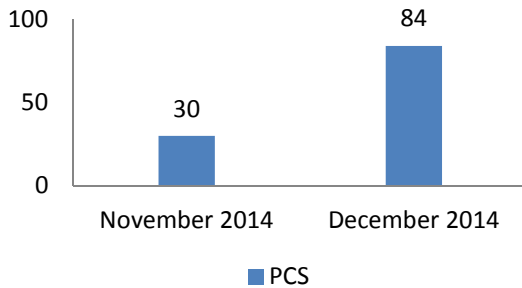
	Dec-14	YTD-2014	Cumulative
Total Warr.	118	1005	3272

41.22% of individuals had at least one revocation since 10/1/2011.



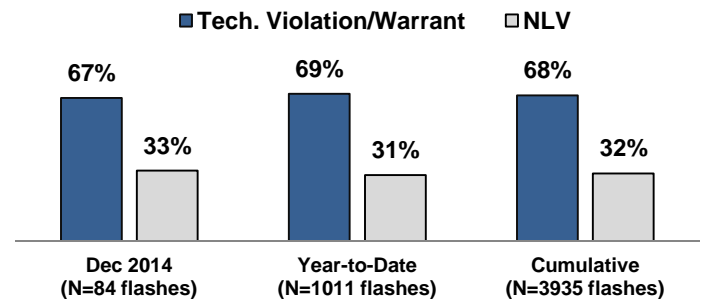
	Dec-14	YTD-2014	Cumulative
Total Rev.	139	1631	3966

#### Prop. 47 Terminations



#### Flash Incarcerations

##### Reason for Flash Incarceration



### Mandatory Supervision (MS)

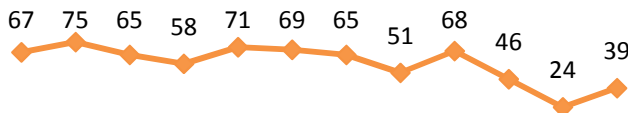
#### Individuals with MS Convictions

from 10/1/11 - 12/31/14 = 2468

2014 YTD = 698

2014 Monthly Avg = 58

2013 Monthly Avg = 77



Jan Feb Mar Apr May Jun Jul Aug Sep Oct Nov Dec

#### Currently Supervised:

Actively Supervised (Released from Jail)	754
On Active Warrant as of December 31, 2014	328
<b>Total</b>	<b>1082</b>

#### Awaiting Supervision:

Sentenced (still in custody) 225

#### Completions:

MS Case Terminated/Expired/Other 1161