



AB109 Realignment Monthly Stats November 2014

Postrelease Community Supervision (PCS)

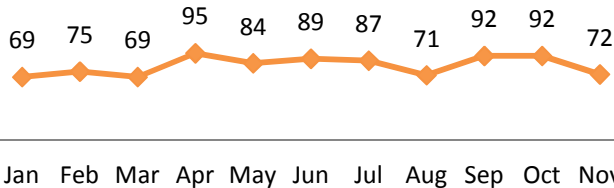
Releases from Prison

from 10/1/11 - 11/30/14 = 4319

2014 YTD = 895

2014 Monthly Avg = 81

2013 Monthly Avg = 72



Currently Supervised:

Actively Supervised	1704
On Active Warrant (includes 259 ICE warrants)	509
Total	2213

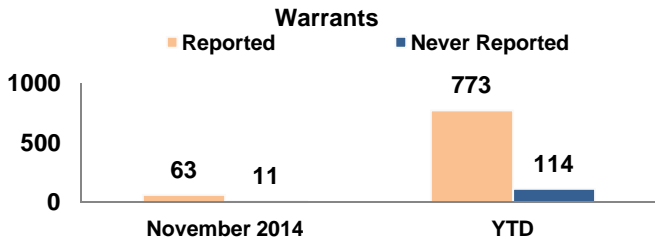
Completions:

1 Yr Mandatory Termination	1316
Other Discharges/Transfers	790
Total	2106

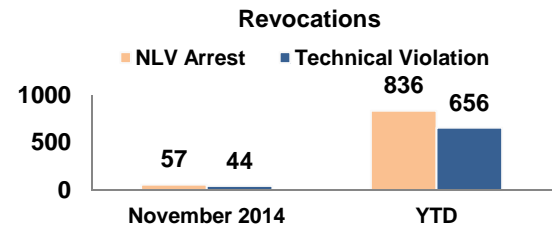
*Based on CDCR's projected release dates and are subject to change. Numbers reflect the most current release date information.

Warrants and Revocations

37.83% of individuals had at least one warrant issued since 10/1/2011.



40.91% of individuals had at least one revocation since 10/1/2011.



	Nov-14	YTD-2014	Cumulative
Total Warr.	74	887	3154

	Nov-14	YTD-2014	Cumulative
Total Rev.	101	1492	3827

Flash Incarcerations

November 2014

61% in November were due to a technical violation/warrant.

39% in November were due to a new law violation.

Year to Date (1/1/2014-11/30/2014)

69% due to a technical violation/warrant.

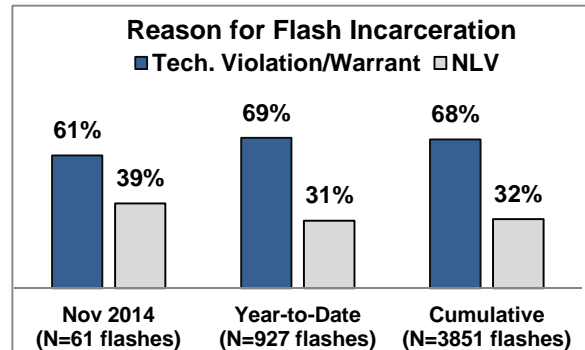
31% due to a new law violation.

Cumulative (10/1/2011-11/30/2014)

68% due to a technical violation/warrant.

32% due to a new law violation.

41.1% (1,777 of 4,319 individuals released from prison had at least one flash.)



Mandatory Supervision (MS)

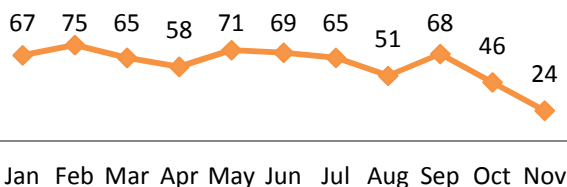
Individuals with MS Convictions

from 10/1/11 - 11/30/14 = 2443

2014 YTD = 659

2014 Monthly Avg = 60

2013 Monthly Avg = 77



Currently Supervised:

Actively Supervised (Released from Jail)	826
On Active Warrant as of November 30, 2014	323
Total	1149

Awaiting Supervision:

Sentenced (still in custody) 232

Completions:

MS Case Terminated/Expired/Other 1062