



AB109 Realignment Monthly Stats October 2014

Postrelease Community Supervision (PCS)

Releases from Prison
from 10/1/11 - 10/31/14 = 4253

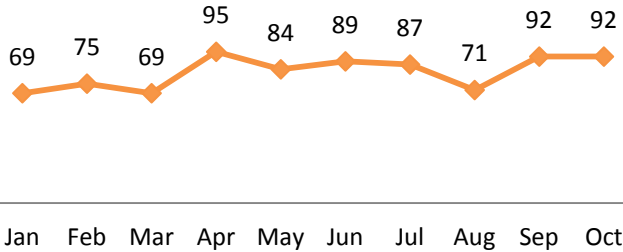
2014 YTD = 823
2014 Monthly Avg = 82
2013 Monthly Avg = 72

Currently Supervised:

Actively Supervised	1744
On Active Warrant (includes 255 ICE warrants)	504
Total	2248

Completions:

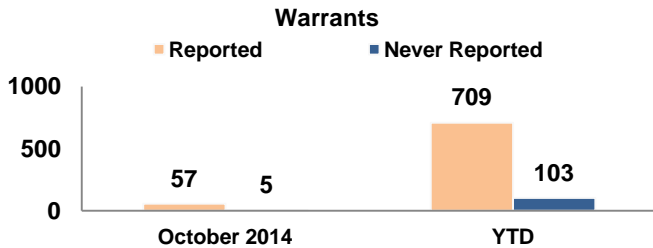
1 Yr Mandatory Termination	1283
Other Discharges/Transfers	722
Total	2005



*Based on CDCR's projected release dates and are subject to change. Numbers reflect the most current release date information.

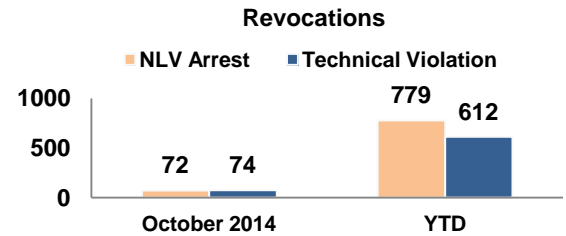
Warrants and Revocations

37.74% of individuals had at least one warrant issued since 10/1/2011.



	Oct-14	YTD-2014	Cumulative
Total Warr.	62	812	3079

40.84% of individuals had at least one revocation since 10/1/2011.



	Oct-14	YTD-2014	Cumulative
Total Rev.	146	1391	3726

Flash Incarcerations

October 2014

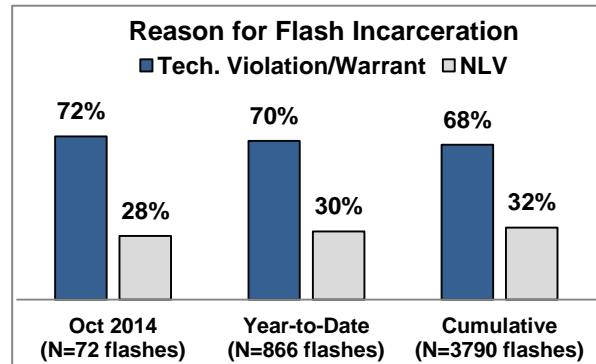
72% in October were due to a technical violation/warrant.
28% in October were due to a new law violation.

Year to Date (1/1/2014-10/31/2014)

70% due to a technical violation/warrant.
30% due to a new law violation.

Cumulative (10/1/2011-10/31/2014)

68% due to a technical violation/warrant.
32% due to a new law violation.
41.4% (1,762 of 4,253 individuals released from prison had at least one flash.)



Mandatory Supervision (MS)

Individuals with MS Convictions
from 10/1/11 - 10/31/14 = 2429

2014 YTD = 635
2014 Monthly Avg = 64
2013 Monthly Avg = 77

Currently Supervised:

Actively Supervised (Released from Jail)	837
On Active Warrant as of October 31, 2014	317
Total	1154

Awaiting Supervision:

Sentenced (still in custody)	251
------------------------------	-----

Completions:

MS Case Terminated/Expired/Other	1024
----------------------------------	------

