



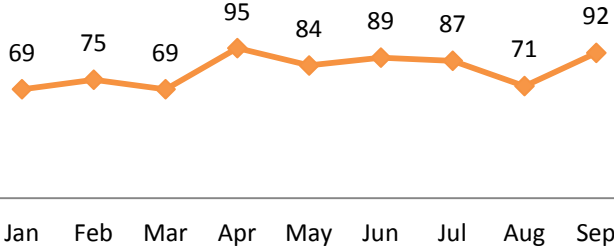
AB109 Realignment Monthly Stats September 2014

Postrelease Community Supervision (PCS)

Releases from Prison

since 10/1/11 - 9/30/14 = 4161

2014 YTD = 731
2014 Monthly Avg = 81
2013 Monthly Avg = 72



Currently Supervised:

Actively Supervised	1758
On Active Warrant (includes 253 ICE warrants)	493
Total	2251

Completions:

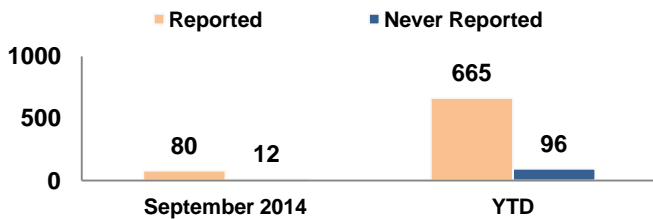
1 Yr Mandatory Termination	1228
Other Discharges/Transfers	682
Total	1910

*Based on CDCR's projected release dates and are subject to change.
Numbers reflect the most current release date information.

Warrants and Revocations

38.16% of individuals had at least one warrant issued since 10/1/2011.

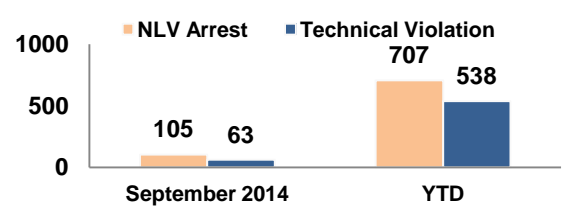
Warrants



	Sep-14	YTD-2014	Cumulative
Total Warr.	92	761	3029

40.64% of individuals had at least one revocation since 10/1/2011.

Revocations



	Sep-14	YTD-2014	Cumulative
Total Rev.	168	1245	3580

Flash Incarcerations

September 2014

71% in September were due to a technical violation/warrant.
29% in September were due to a new law violation.

Year to Date (1/1/2014-9/30/2014)

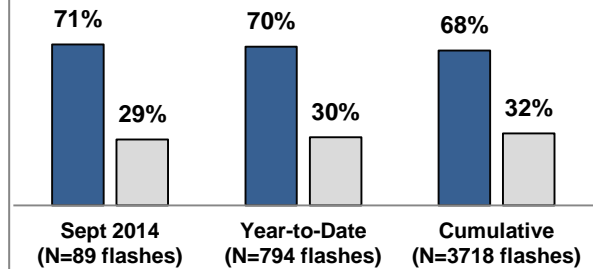
70% due to a technical violation/warrant.
30% due to a new law violation.

Cumulative (10/1/2011-9/30/2014)

68% due to a technical violation/warrant.
32% due to a new law violation.
41.7% (1,735 of 4,161 individuals released from prison had at least one flash.)

Reason for Flash Incarceration

■ Tech. Violation/Warrant □ NLV

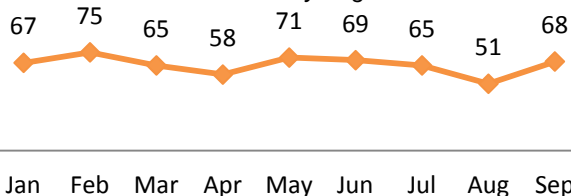


Mandatory Supervision (MS)

Individuals with MS Convictions

since 10/1/11 - 9/30/14 = 2389

2014 YTD = 589
2014 Monthly Avg = 65
2013 Monthly Avg = 77



Currently Supervised:

Actively Supervised (Released from Jail)	837
On Active Warrant as of September 31, 2014	308
Total	1145

Awaiting Supervision:

Sentenced (still in custody) 260

Completions:

MS Case Terminated/Expired/Other 984