



## AB109 Realignment Monthly Stats August 2014

### Postrelease Community Supervision (PCS)

**August Releases from Prison (August 1-31, 2014)\*** **71**

**Year-to-Date Releases from Prison (Jan.1- August 31, 2014)\*** **668**

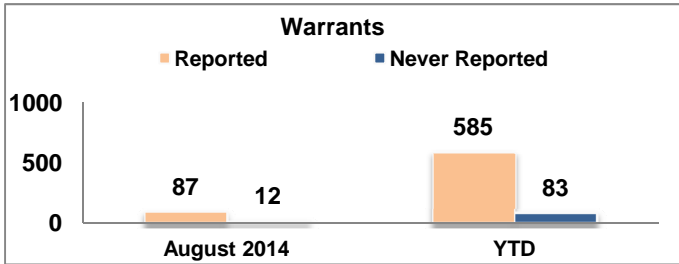
**Status of PCS Releases as of August 31, 2014\***

	<b>Cumulative</b>
<b>Total Releases from Prison</b>	<b>4079</b>
Actively Supervised (PCS)	1746
On Active Warrant (includes 252 ICE warrants)	502
Discharges Pursuant to 3456(a)(3)	1188
Other Discharges/Transfers	643

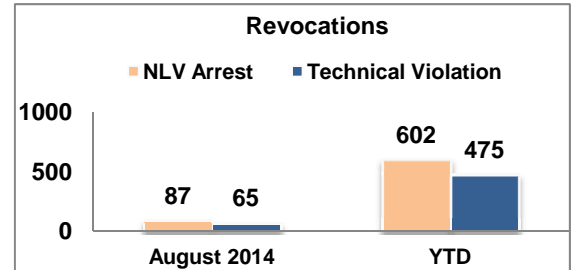
\*Based on CDCR's projected release dates and are subject to change. Cumulative numbers reflect the most current release date information.

### Warrants and Revocations

**38.02%** of individuals had at least one warrant issued since 10/1/2011.



**40.28%** of individuals had at least one revocation since 10/1/2011.



	Aug-14	YTD-2014	Cumulative
<b>Total Warr.</b>	99	668	2936

	Aug-14	YTD-2014	Cumulative
<b>Total Rev.</b>	152	1077	3412

### Flash Incarcerations

**August 2014**

66% in August were due to a technical violation/warrant.

34% in August were due to a new law violation.

**Year to Date (1/1/2014-8/31/2014)**

70% due to a technical violation/warrant.

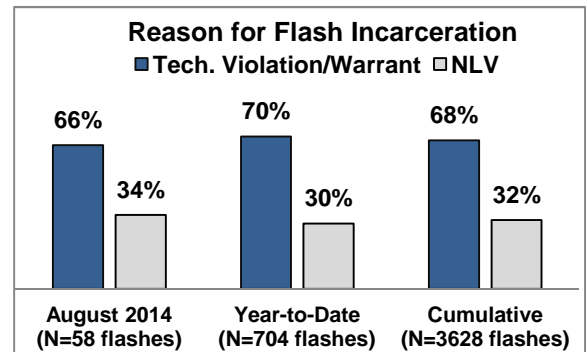
30% due to a new law violation.

**Cumulative (10/1/2011-8/31/2014)**

68% due to a technical violation/warrant.

32% due to a new law violation.

41.8% (1,703 of 4,079 individuals released from prison had at least one flash.)



### Mandatory Supervision (MS)

**August 2014**

**Cumulative (10/1/2011-8/31/2014)**

**Total MS Convictions** **56** **3033**

(A count of total convictions, not individuals)

#### Individuals with MS Convictions

Actively Supervised (Released from Jail)	811
Sentenced, but still in custody	266
On Active Warrant as of August 31, 2014	302
MS Case Terminated/Expired/Other	958
<b>Total</b>	<b>2337</b>