



## AB109 Realignment Monthly Stats July, 2014

### Postrelease Community Supervision (PCS)

**July Releases from Prison (July 1-31, 2014)\*** **87**

**Year-to-Date Releases from Prison (Jan.1- July 31, 2014)\*** **591**

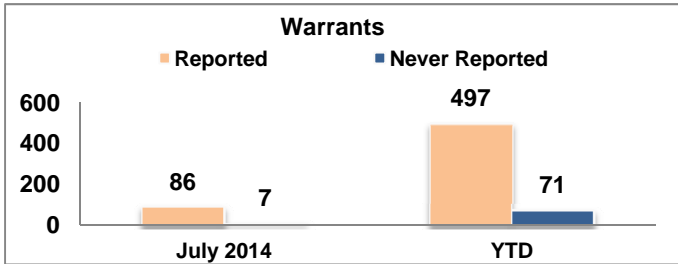
**Status of PCS Releases as of July 31, 2014\***

	<b>Cumulative</b>
<b>Total Releases from Prison</b>	<b>4009</b>
Actively Supervised (PCS)	1724
On Active Warrant (includes 249 ICE warrants)	497
Discharges Pursuant to 3456(a)(3)	1154
Other Discharges/Transfers	634

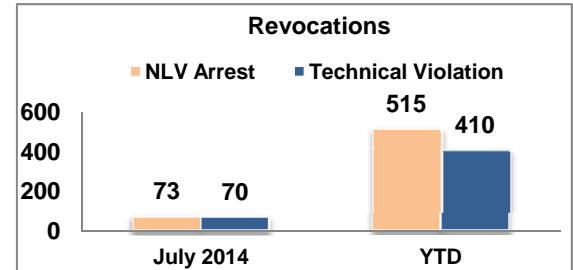
\*Based on CDCR's projected release dates and are subject to change. Cumulative numbers reflect the most current release date information.

### Warrants and Revocations

**37.99%** of individuals had at least one warrant issued since 10/1/2011



**39.86%** of individuals had at least one revocation since 10/1/2011.



	Jul-14	YTD-2014	Cumulative
<b>Total Warr.</b>	93	568	2836

	Jul-14	YTD-2014	Cumulative
<b>Total Rev.</b>	143	925	3260

### Flash Incarcerations

**July 2014**

72% in July were due to a technical violation/warrant.  
28% in July were due to a new law violation.

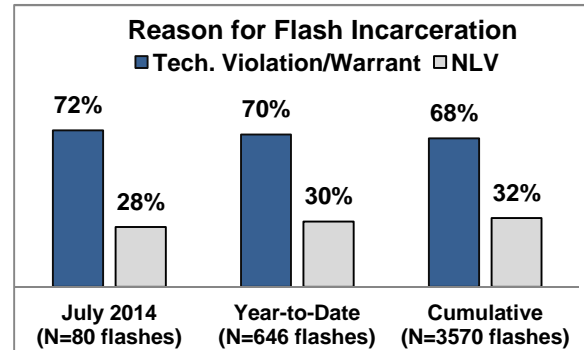
**Year to Date (1/1/2014-7/31/2014)**

70% due to a technical violation/warrant.  
30% due to a new law violation.

**Cumulative (10/1/2011-7/31/2014)**

68% due to a technical violation/warrant.  
32% due to a new law violation.

**42.0%** (1,685 of 4,009 individuals released from prison had at least one flash.)



### Mandatory Supervision (MS)

**July, 2014**

**Cumulative (10/1/2011-7/31/2014)**

**Total MS Convictions** **79** **2982**

(A count of total convictions, not individuals)

#### Individuals with MS Convictions

Actively Supervised (Released from Jail)	830
Sentenced, but still in custody	299
On Active Warrant as of July 31, 2014	290
MS Case Terminated/Expired/Other	885
<b>Total</b>	<b>2304</b>