



## AB109 Realignment Monthly Stats April, 2014

### Postrelease Community Supervision (PCS)

**April Releases from Prison (Apr.1-30, 2014)\* 95**

**Year-to-Date Releases from Prison (Jan.1- Apr. 30, 2014)\* 313**

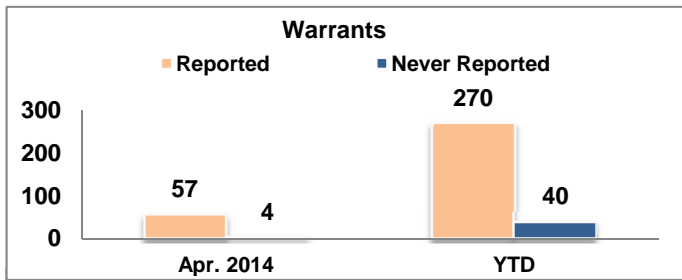
**Status of PCS Releases as of April 30, 2014\***

Total Releases from Prison	Cumulative
Actively Supervised (PCS)	1719
On Active Warrant (includes 240 ICE warrants)	448
Discharges Pursuant to 3456(a)(3)	1029
Other Discharges/Transfers	555

\*Based on CDCR's projected release dates and are subject to change. Cumulative numbers reflect the most current release date information.

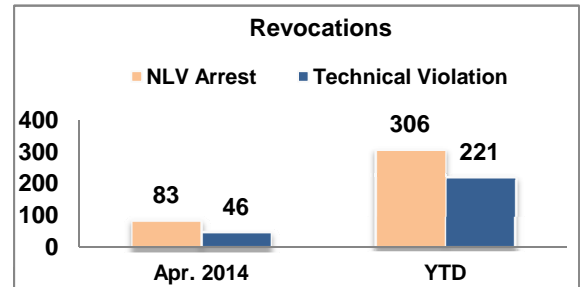
### Warrants and Revocations

**37.72%** of individuals had at least one warrant issued since 10/1/2011



	Apr. 2014	YTD	Cumulative
<b>Total Warr.</b>	61	310	2579

**39.03%** of individuals had at least one revocation since 10/1/2011.



	Apr. 2014	YTD	Cumulative
<b>Total Rev.</b>	129	527	2862

### Flash Incarcerations

**April 2014**

66% in April were due to a technical violation/warrant.  
34% in April were due to a new law violation.

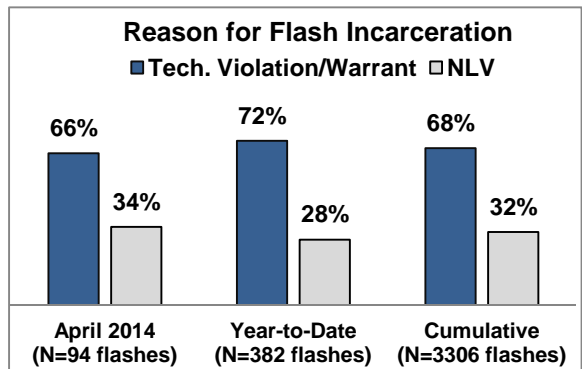
**Year to Date (1/1/2014-4/30/2014)**

72% due to a technical violation/warrant.  
28% due to a new law violation.

**Cumulative (10/1/2011-4/30/14)**

68% due to a technical violation/warrant.  
32% due to a new law violation.

**42.2%** (1,583 of 3,751 individuals released from prison had at least one flash.)



### Mandatory Supervision (MS)

**April, 2014**

**Cumulative (10/1/2011-4/30/2014)**

**Total MS Convictions 76 2720**

(A count of total convictions, not individuals)

#### Individuals with MS Convictions

Actively Supervised (Released from Jail)	846
Sentenced, but still in custody	311
On Active Warrant as of April 30, 2014	289
MS Case Terminated/Expired/Other	690
<b>Total</b>	<b>2136</b>