



# PostRelease Community Supervision Monthly Stats May, 2012

May, 2012

Cumulative (from October 1, 2011)

**Releases from Prison** 133  
(Based on CDCR's projected release dates and are subject to change.  
Cumulative numbers reflect the most current release date information.)

1772

**Flash Incarceration**

**Total\*** 136

523

**Percent of Individuals with Flash**

22.6%

**Revocations**

	<u>Total</u>
With NLV Arrests	31
Tech Only	11
<b>Total*</b>	42

<u>Total</u>
211
37
248

**Percent of Individuals with Revocations**

13.7%

**Warrants**

	<u>Never Reported</u>	<u>Reported</u>	<u>Total</u>
ICE	19	0	19
PCS Warrant	16	69	85
<b>Total*</b>	35	69	104

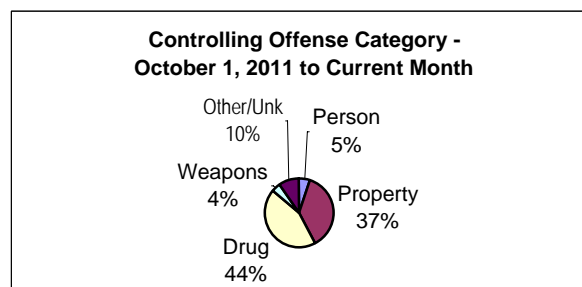
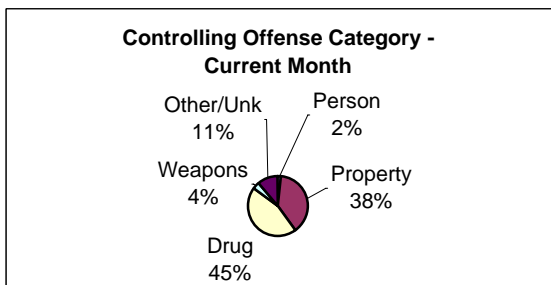
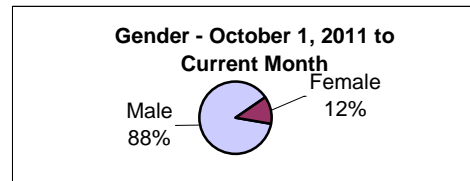
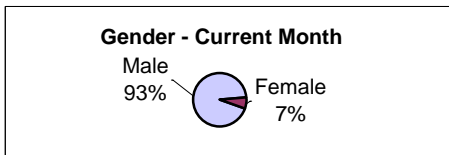
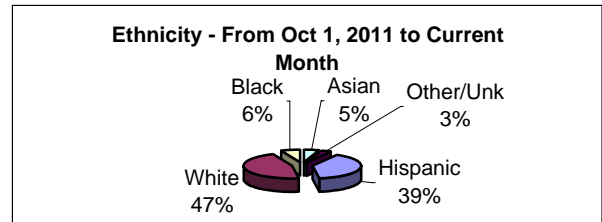
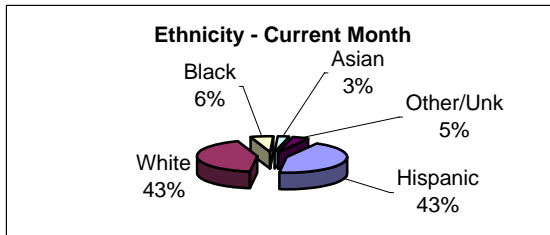
	<u>Never Reported</u>	<u>Reported</u>	<u>Total</u>
ICE	80	0	80
PCS Warrant	126	322	448
<b>Total*</b>	206	322	528

**Individuals with Active Warrants as of 5/31/2012**

177

**Average Age** 37.66

36.81



\* A total count of flash/revocations/warrants, not individuals