



## AB109 Monthly Stats September 2020

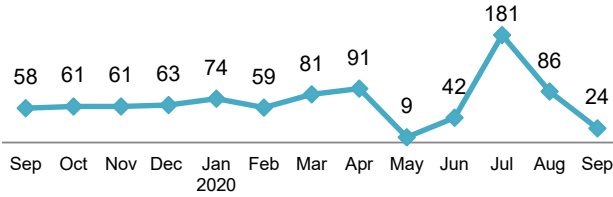
### Postrelease Community Supervision (PCS)

#### Releases from Prison\*

from 10/1/11 - 9/30/20 = 9,887

2020 YTD = 647

2020 Monthly Avg = 72



#### PCS Active Supervision

(Excludes Warrants)

• 1,365

#### Warrants

313

536

849

•ICE

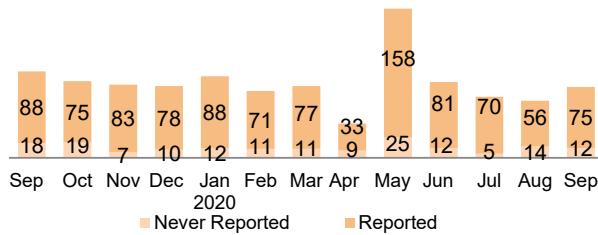
•PCS

•Total

#### Warrants\*

2020 YTD = 820

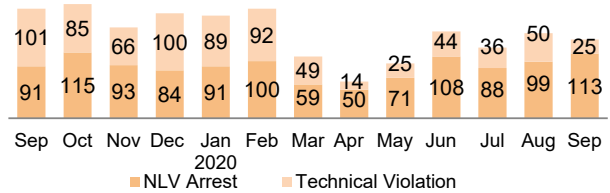
2020 Monthly Avg = 91



#### Revocations\*

2020 YTD = 1203

2020 Monthly Avg = 134

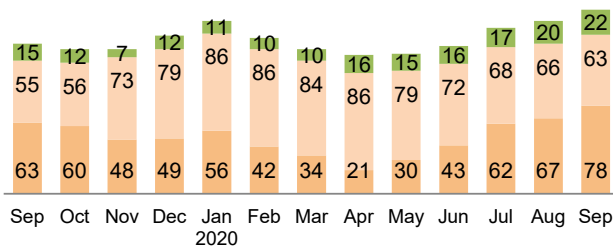


#### Day Reporting Center Participants

2020 Monthly Avg = 140

2020 Monthly Avg: (AB109 = 46, GenSup = 94)

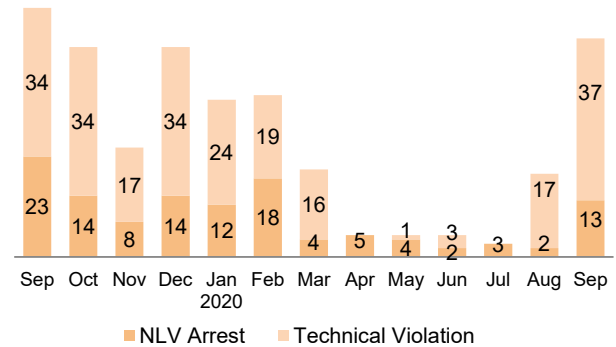
Phase 1 Phase 2 Phase 3



#### Flash Incarcerations\*

2020 Monthly Avg = 20

2019 Monthly Avg = 49



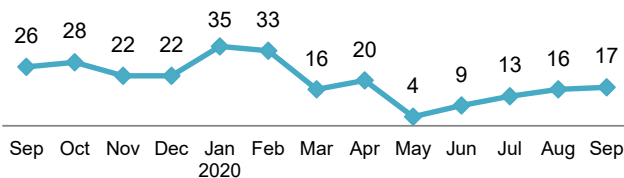
### Mandatory Supervision (MS)

#### Individuals with MS Convictions\*

from 10/1/11 - 9/30/20 = 4,253

2020 YTD = 163

2020 Monthly Avg = 18



#### MS Active Supervision

(Excludes Warrants)

• 423

#### Warrants

442

#### September Flash Incarcerations

0

\* In response to the COVID-19 pandemic, the California Governor declared a State of Emergency in March 2020. The State also closed courts, altered the timing of prison releases to Counties and enacted measures, such as zero bail, to reduce jail populations. These actions affected PCS releases, MS convictions, Warrants, Revocations, and Flash Incarcerations.