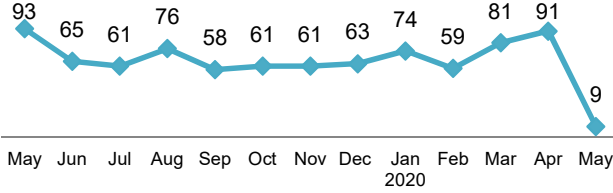




AB109 Monthly Stats May 2020

Postrelease Community Supervision (PCS)

Releases from Prison*
 from 10/1/11 - 5/31/20 = 9,526
 2020 YTD = 314
 2020 Monthly Avg = 63



PCS Active Supervision

(Excludes Warrants)

• 1,358

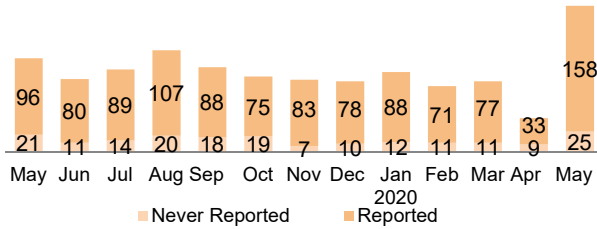
Warrants



•ICE •PCS •Total

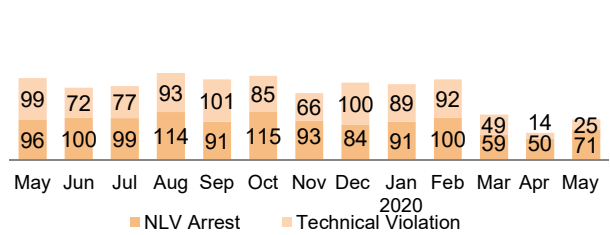
Warrants*

2020 YTD = 495
 2020 Monthly Avg = 99



Revocations*

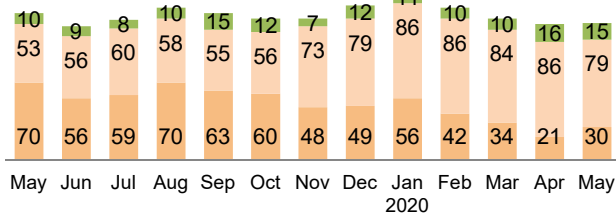
2020 YTD = 640
 2020 Monthly Avg = 128



Day Reporting Center Participants

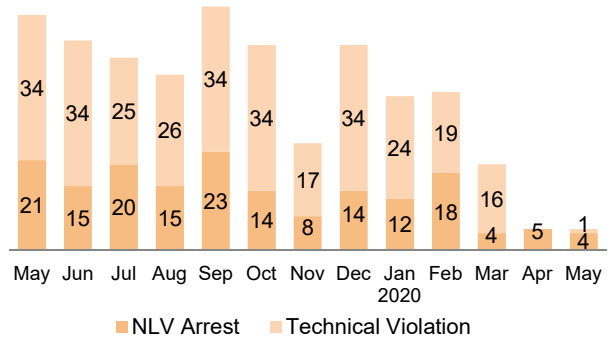
2020 Monthly Avg = 133
 2020 Monthly Avg: (AB109 = 36, GenSup = 97)

Phase 1 Phase 2 Phase 3



Flash Incarcerations*

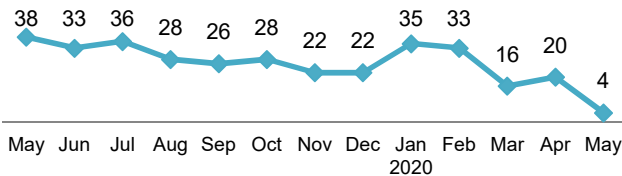
2020 Monthly Avg = 21
 2019 Monthly Avg = 49



Mandatory Supervision (MS)

Individuals with MS Convictions*

from 10/1/11 - 5/31/20 = 4,200
 2020 YTD = 108
 2020 Monthly Avg = 22



MS Active Supervision

(Excludes Warrants)

• 511

Warrants

409

May Flash Incarcerations

0

* In response to the COVID-19 pandemic, the California Governor declared a State of Emergency in March 2020. The State also closed courts, altered the timing of prison releases to Counties and enacted measures, such as zero bail, to reduce jail populations. These actions affected PCS releases, MS convictions, Warrants, Revocations, and Flash Incarcerations.