



AB109 Monthly Stats March 2020

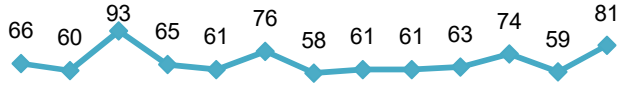
Postrelease Community Supervision (PCS)

Releases from Prison*

from 10/1/11 - 3/31/20 = 9,417

2020 YTD = 214

2020 Monthly Avg = 71



Mar Apr May Jun Jul Aug Sep Oct Nov Dec Jan Feb Mar 2020

PCS Active Supervision**

(Excludes Warrants)

• 1,409

Warrants



•ICE •PCS •Total

Warrants

2020 YTD = 270

2020 Monthly Avg = 90



Revocations

2020 YTD = 480

2020 Monthly Avg = 160

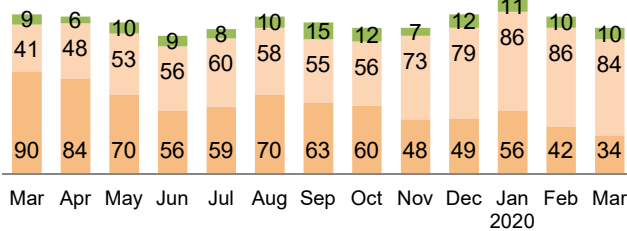


Day Reporting Center Participants

2020 Monthly Avg = 139

2020 Monthly Avg: (AB109 = 37, GenSup = 102)

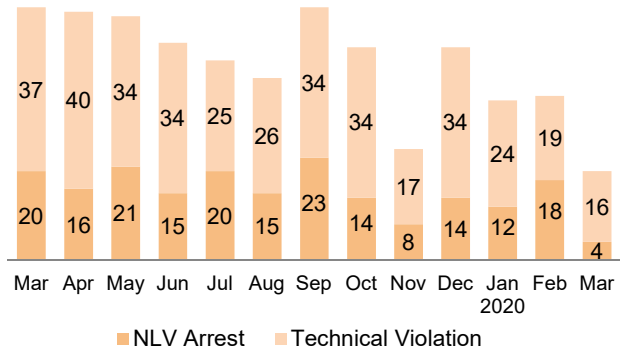
Phase 1 Phase 2 Phase 3



Flash Incarcerations

2020 Monthly Avg = 31

2019 Monthly Avg = 49




Mandatory Supervision (MS)

Individuals with MS Convictions

from 10/1/11 - 3/31/20 = 4,177

2020 YTD = 84

2020 Monthly Avg = 28



Mar Apr May Jun Jul Aug Sep Oct Nov Dec Jan Feb Mar 2020

MS Active Supervision***

(Excludes Warrants)

• 462

Warrants



March Flash Incarcerations

3

* Based on CDCR's projected release dates and are subject to change. Numbers reflect the most current release date information.

**The total excludes PCS individuals on active warrant status, discharged, transferred to other counties, or terminated for other reasons.

***The total excludes MS individuals on active warrant status, discharged, transferred to other counties, or terminated for other reasons.