



## AB109 Monthly Stats January 2020


### Postrelease Community Supervision (PCS)

#### Releases from Prison\*

from 10/1/11 - 1/31/20 = 9,266

2020 YTD = 74

2020 Monthly Avg = 74



#### PCS Active Supervision\*\*

(Excludes Warrants)

• 1,415

#### Warrants



•ICE •PCS •Total

Jan Feb Mar Apr May Jun Jul Aug Sep Oct Nov Dec Jan 2019 2020

#### Warrants

2020 YTD = 100

2020 Monthly Avg = 100



#### Revocations

2020 YTD = 180

2020 Monthly Avg = 180

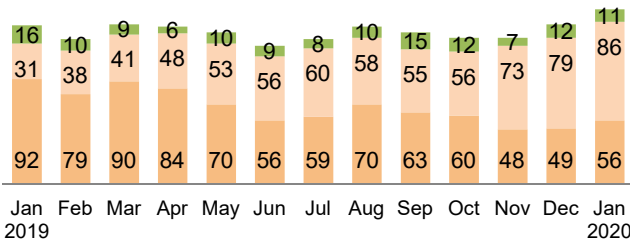


#### Day Reporting Center Participants

2020 Monthly Avg = 153

2020 Monthly Avg: (AB109 = 43, GenSup = 110)

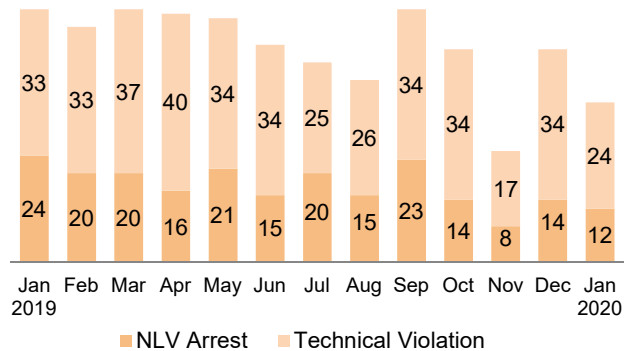
Phase 1 Phase 2 Phase 3



#### Flash Incarcerations

2020 Monthly Avg = 36

2019 Monthly Avg = 49



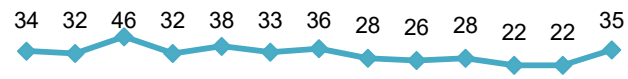
### Mandatory Supervision (MS)

#### Individuals with MS Convictions

from 10/1/11 - 1/31/20 = 4,135

2020 YTD = 35

2020 Monthly Avg = 35



Jan Feb Mar Apr May Jun Jul Aug Sep Oct Nov Dec Jan 2019 2020

#### MS Active Supervision\*\*\*

(Excludes Warrants)

• 461

#### Warrants

394

#### January Flash Incarcerations

3

\* Based on CDCR's projected release dates and are subject to change. Numbers reflect the most current release date information.

\*\*The total excludes PCS individuals on active warrant status, discharged, transferred to other counties, or terminated for other reasons.

\*\*\*The total excludes MS individuals on active warrant status, discharged, transferred to other counties, or terminated for other reasons.