



# AB109 Monthly Stats November 2019

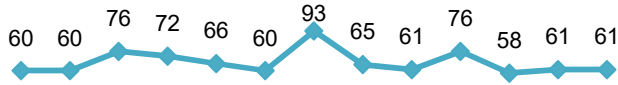
## Postrelease Community Supervision (PCS)

### Releases from Prison\*

from 10/1/11 - 11/30/19 = 9,118

2019 YTD = 749

2019 Monthly Avg = 68



Nov 2019 Dec 2019 Jan 2019 Feb 2019 Mar 2019 Apr 2019 May 2019 Jun 2019 Jul 2019 Aug 2019 Sep 2019 Oct 2019 Nov 2019

### PCS Active Supervision\*\*

(Excludes Warrants)

• 1,445

### Warrants



•ICE •PCS •Total

### Warrants

2019 YTD = 1117

2019 Monthly Avg = 102



### Revocations

2019 YTD = 1976

2019 Monthly Avg = 180

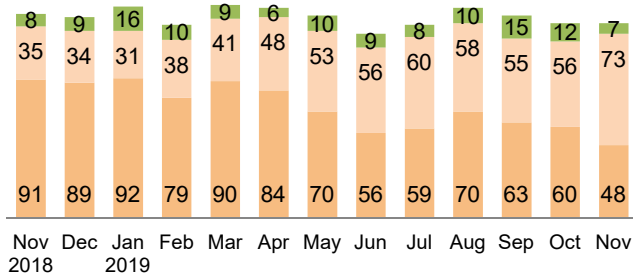


### Day Reporting Center Participants

2019 Monthly Avg = 132

2019 Monthly Avg: (AB109 = 36, GenSup = 96)

Phase 1 Phase 2 Phase 3

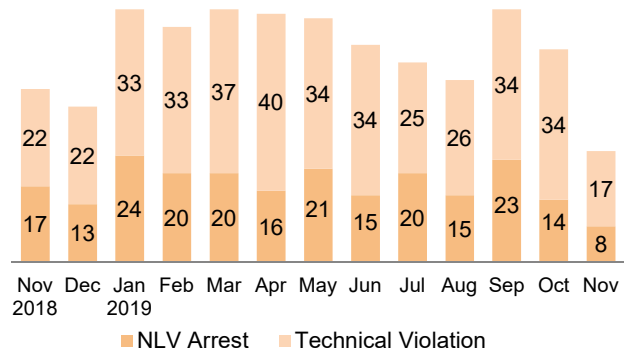


Nov 2018 Dec 2018 Jan 2019 Feb 2019 Mar 2019 Apr 2019 May 2019 Jun 2019 Jul 2019 Aug 2019 Sep 2019 Oct 2019 Nov 2019

### Flash Incarcerations

2019 Monthly Avg = 49

2018 Monthly Avg = 53



Nov 2018 Dec 2018 Jan 2019 Feb 2019 Mar 2019 Apr 2019 May 2019 Jun 2019 Jul 2019 Aug 2019 Sep 2019 Oct 2019 Nov 2019

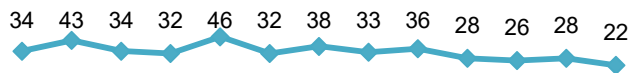
## Mandatory Supervision (MS)

### Individuals with MS Convictions

from 10/1/11 - 11/30/19 = 4,085

2019 YTD = 355

2019 Monthly Avg = 32



Nov 2019 Dec 2019 Jan 2019 Feb 2019 Mar 2019 Apr 2019 May 2019 Jun 2019 Jul 2019 Aug 2019 Sep 2019 Oct 2019 Nov 2019

### MS Active Supervision\*\*\*

(Excludes Warrants)

• 478

### Warrants

408

### November Flash Incarcerations

1

\* Based on CDCR's projected release dates and are subject to change. Numbers reflect the most current release date information.

\*\*The total excludes PCS individuals on active warrant status, discharged, transferred to other counties, or terminated for other reasons.

\*\*\*The total excludes MS individuals on active warrant status, discharged, transferred to other counties, or terminated for other reasons.