



# AB109 Monthly Stats

## October 2019

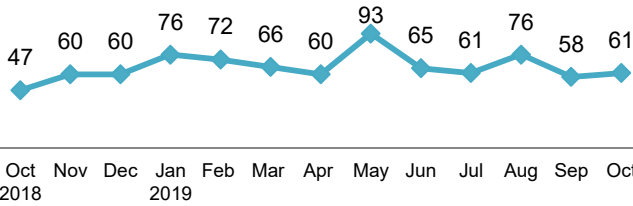
### Postrelease Community Supervision (PCS)

#### Releases from Prison\*

from 10/1/11 - 10/31/19 = 9,055

2019 YTD = 688

2019 Monthly Avg = 69



**PCS Active Supervision\*\***  
(Excludes Warrants)

• 1,441

**Warrants**



#### Warrants

2019 YTD = 1027

2019 Monthly Avg = 103



#### Revocations

2019 YTD = 1817

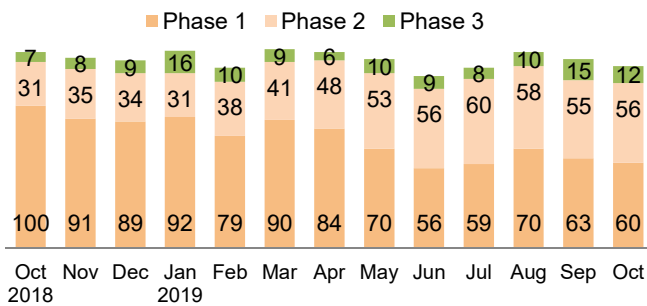
2019 Monthly Avg = 182



#### Day Reporting Center Participants

2019 Monthly Avg = 132

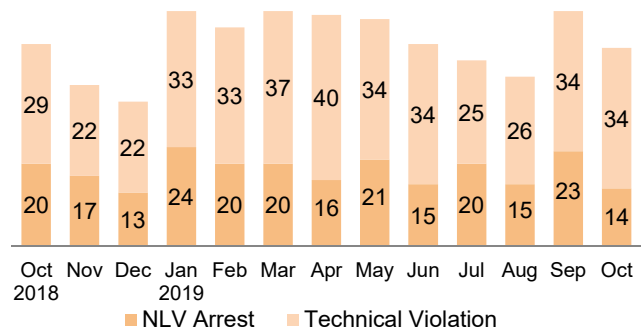
2019 Monthly Avg: (AB109 = 36, GenSup = 96)



#### Flash Incarcerations

2019 Monthly Avg = 52

2018 Monthly Avg = 53



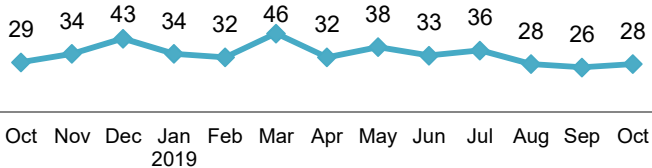
### Mandatory Supervision (MS)

#### Individuals with MS Convictions

from 10/1/11 - 10/31/19 = 4,061

2019 YTD = 333

2019 Monthly Avg = 33



#### MS Active Supervision\*\*\*

(Excludes Warrants)

• 470

**Warrants**



**October Flash Incarcerations**

6

\* Based on CDCR's projected release dates and are subject to change. Numbers reflect the most current release date information.

\*\*The total excludes PCS individuals on active warrant status, discharged, transferred to other counties, or terminated for other reasons.

\*\*\*The total excludes MS individuals on active warrant status, discharged, transferred to other counties, or terminated for other reasons.