



AB109 Monthly Stats August 2019

Postrelease Community Supervision (PCS)

Releases from Prison*

from 10/1/11 - 8/31/19 = 8,927

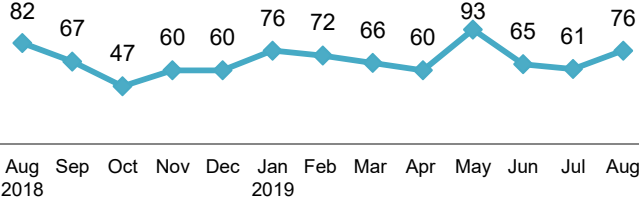
2019 YTD = 569

2019 Monthly Avg = 71

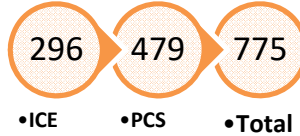
PCS Active Supervision**

(Excludes Warrants)

• 1,425



Warrants



Warrants

2019 YTD = 827

2019 Monthly Avg = 103



Revocations

2019 YTD = 1425

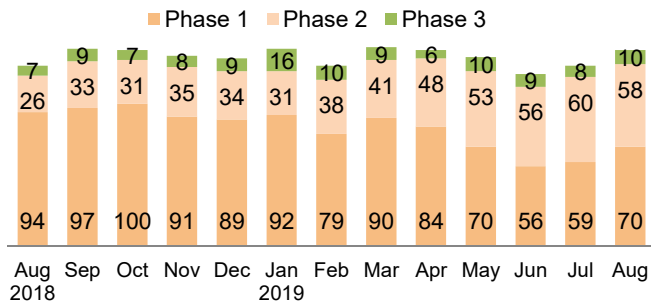
2019 Monthly Avg = 178



Day Reporting Center Participants

2019 Monthly Avg = 133

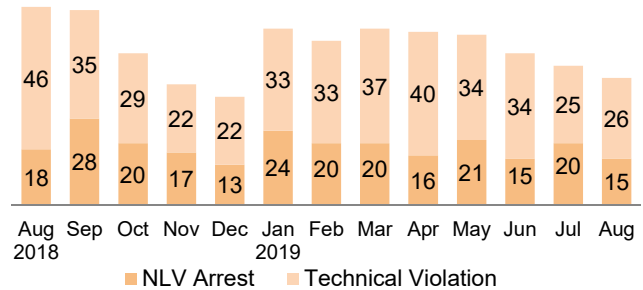
2019 Monthly Avg: (AB109 = 39, GenSup = 94)



Flash Incarcerations

2019 Monthly Avg = 52

2018 Monthly Avg = 53



Mandatory Supervision (MS)

Individuals with MS Convictions

from 10/1/11 - 8/31/19 = 4,015

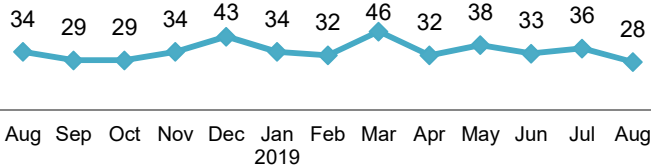
2019 YTD = 279

2019 Monthly Avg = 35

MS Active Supervision***

(Excludes Warrants)

• 474



Warrants



August Flash Incarcerations

1

* Based on CDCR's projected release dates and are subject to change. Numbers reflect the most current release date information.

**The total excludes PCS individuals on active warrant status, discharged, transferred to other counties, or terminated for other reasons.

***The total excludes MS individuals on active warrant status, discharged, transferred to other counties, or terminated for other reasons.