



AB109 Monthly Stats July 2019

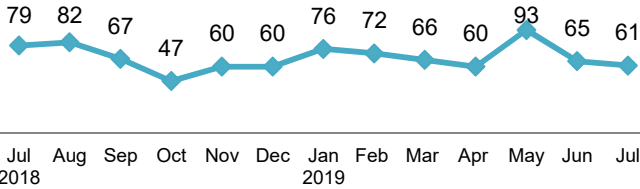
Postrelease Community Supervision (PCS)

Releases from Prison*

from 10/1/11 - 7/31/19 = 8,849

2019 YTD = 493

2019 Monthly Avg = 70



PCS Active Supervision

(Excludes Warrants)

• 1,466

Warrants

295

453

748

•ICE

•PCS

•Total

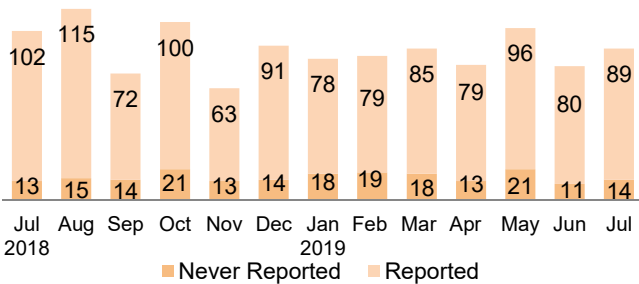
*Based on CDCR's projected release dates and are subject to change. Numbers reflect the most current release date information.

Warrants

2019 YTD = 700

2019 Monthly Avg = 100

36.99% of individuals had at least one warrant issued since 10/1/2011.

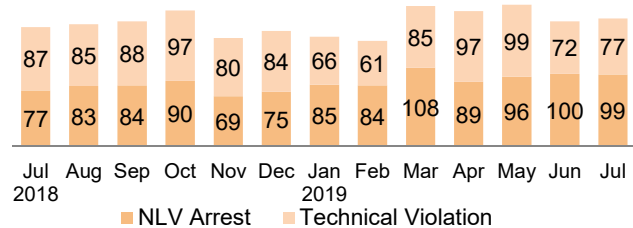


Revocations

2019 YTD = 1218

2019 Monthly Avg = 174

41.35% of individuals had at least one revocation issued since 10/1/2011.

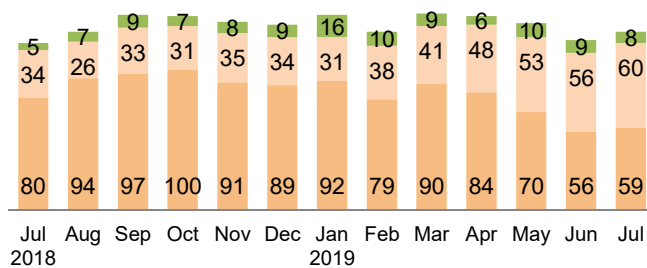


Day Reporting Center Participants

2019 Monthly Avg = 132

2019 Monthly Avg: (AB109 = 39, GenSup = 93)

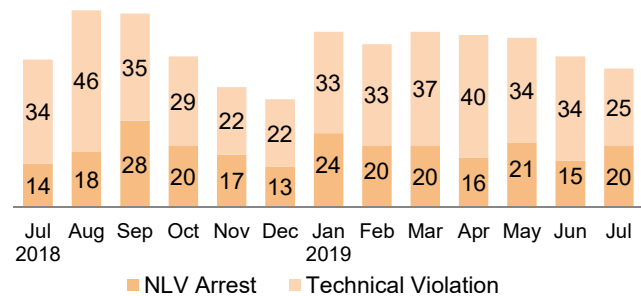
Phase 1 Phase 2 Phase 3



Flash Incarcerations

2019 Monthly Avg = 53

2018 Monthly Avg = 53



Mandatory Supervision (MS)

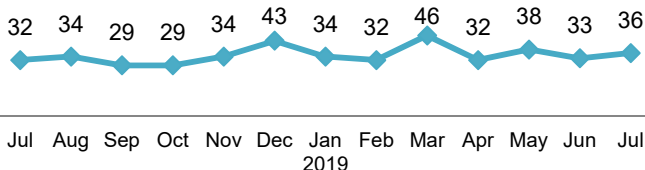
Individuals with MS Convictions

from 10/1/11 - 7/31/19 = 3,991

2019 YTD = 251

2019 Monthly Avg = 36

2018 Monthly Avg = 33



MS Active Supervision

(Excludes Warrants)

• 482

Warrants

415

July Flash Incarcerations

0