

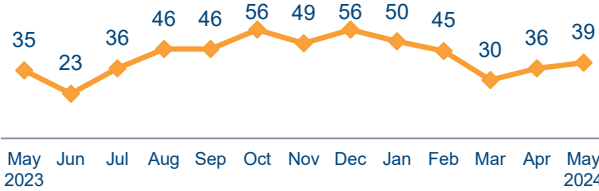


## AB109 Monthly Stats May 2024

### Postrelease Community Supervision (PCS)

**Releases from Prison**  
from 10/1/11 - 5/31/24 = 12,090

2024 YTD = 200  
2024 Monthly Avg = 40



### PCS Active Supervision

(Excludes Warrants)

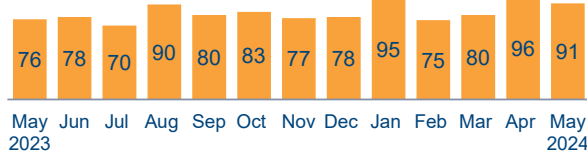
920

### Warrant



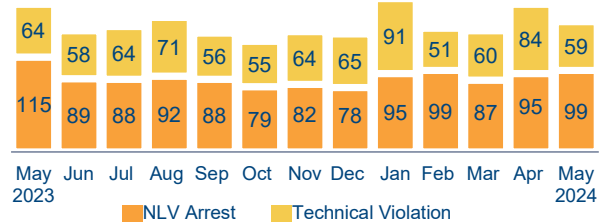
### Warrants

2024 YTD = 437  
2024 Monthly Avg = 87



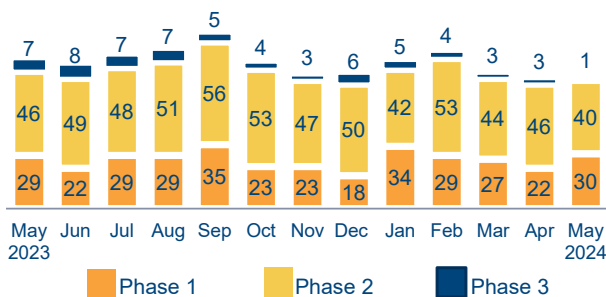
### Revocations

2024 YTD = 820  
2024 Monthly Avg = 164



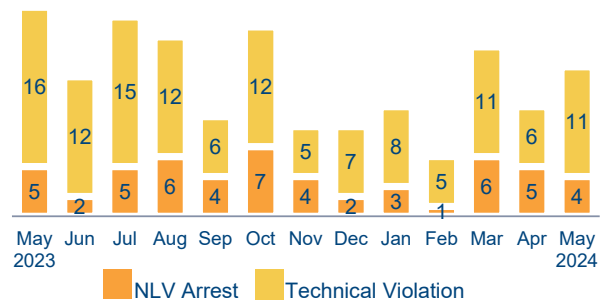
### Day Reporting Center Participants

2024 Monthly Avg = 77  
Monthly Avg: (AB109 = 31, GenSup = 42, TAY = 1, Pre = 0, MRT = 3)



### Flash Incarcerations

2024 Monthly Avg = 12  
2023 Monthly Avg = 16

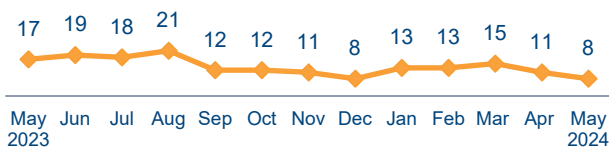


### Mandatory Supervision (MS)

#### Individuals with MS Convictions

from 10/1/11 - 5/31/24 = 4852

2024 YTD = 60  
2024 Monthly Avg = 12



#### MS Active Supervision

(Excludes Warrants)

264

#### Warrants

439

#### May MS Violations

14

#### May Flash Incarcerations

3