

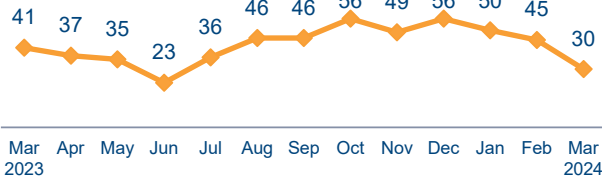


**AB109 Monthly Stats  
March 2024**

**Postrelease Community Supervision (PCS)**

**Releases from Prison**  
from 10/1/11 - 3/31/24 = 11,983

2024 YTD = 125  
2024 Monthly Avg = 42



**PCS Active Supervision**

(Excludes Warrants)

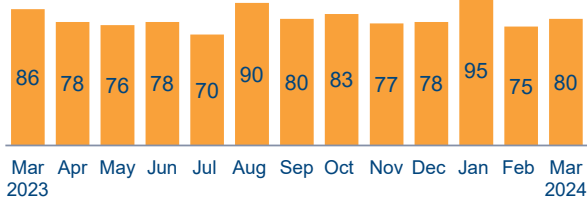
928

**Warrant**



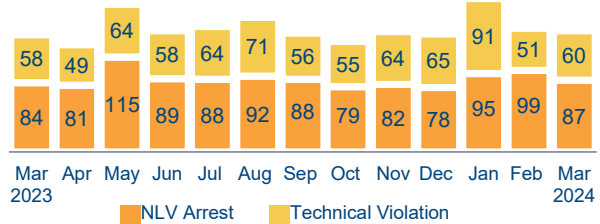
**Warrants**

2024 YTD = 250  
2024 Monthly Avg = 83



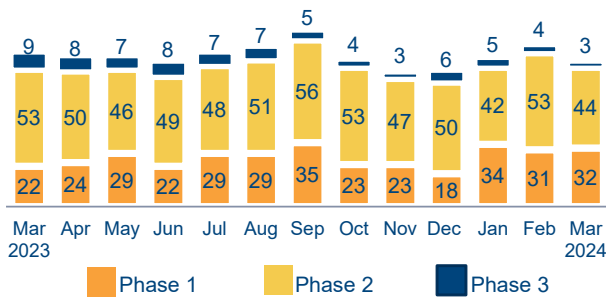
**Revocations**

2024 YTD = 483  
2024 Monthly Avg = 161



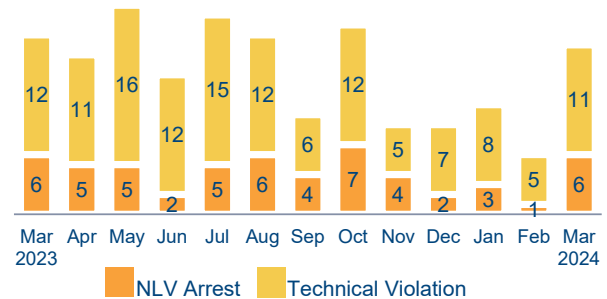
**Day Reporting Center Participants**

2024 Monthly Avg = 83  
Monthly Avg: (AB109 = 35, GenSup = 44, TAY = 1, Pre = 0, MRT = 3)



**Flash Incarcerations**

2024 Monthly Avg = 11  
2023 Monthly Avg = 16

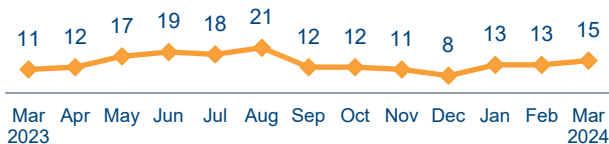


**Mandatory Supervision (MS)**

**Individuals with MS Convictions**

from 10/1/11 - 3/31/24 = 4839

2024 YTD = 41  
2024 Monthly Avg = 14



**MS Active Supervision**

(Excludes Warrants)

269

**Warrants**

439

**March Flash Incarcerations**

0