

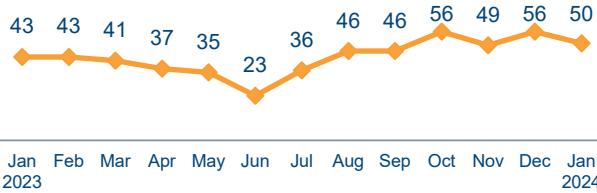


AB109 Monthly Stats January 2024

Postrelease Community Supervision (PCS)

Releases from Prison
from 10/1/11 - 1/31/24 = 11,888

2024 YTD = 50
2024 Monthly Avg = 50



PCS Active Supervision

(Excludes Warrants)

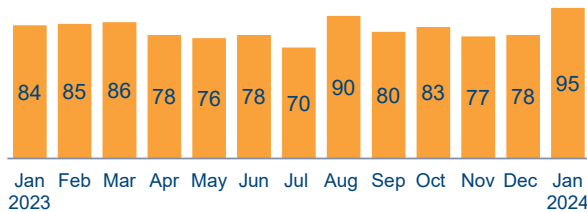
932

Warrant



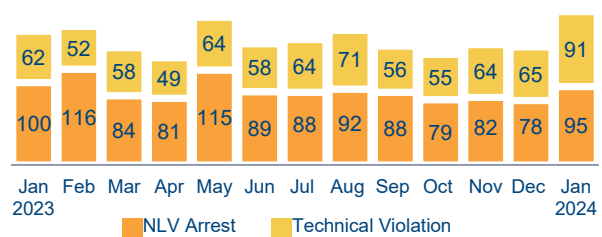
Warrants

2024 YTD = 95
2024 Monthly Avg = 95



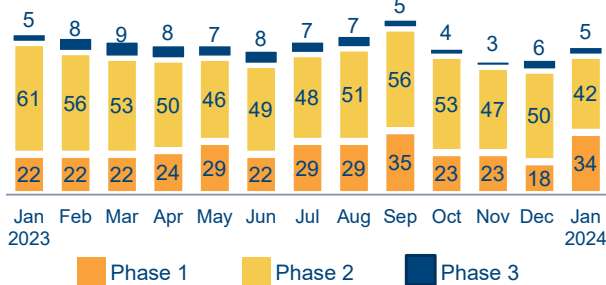
Revocations

2024 YTD = 186
2024 Monthly Avg = 186



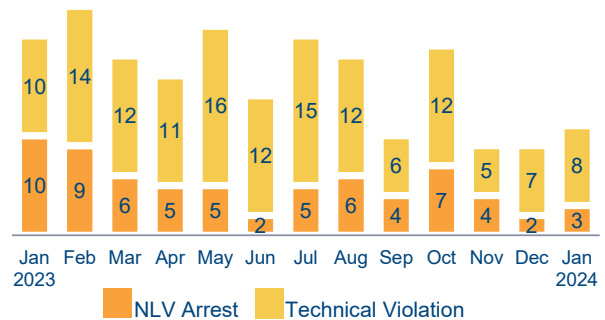
Day Reporting Center Participants

2024 Monthly Avg = 81
2024 Monthly Avg: (AB109 = 41, GenSup = 40)



Flash Incarcerations

2024 Monthly Avg = 11
2023 Monthly Avg = 16

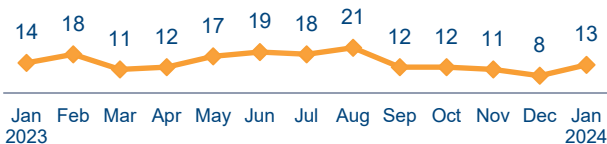


Mandatory Supervision (MS)

Individuals with MS Convictions

from 10/1/11 - 1/31/24 = 4815

2024 YTD = 13
2024 Monthly Avg = 13



MS Active Supervision

(Excludes Warrants)

254

Warrants

439

January Flash Incarcerations

1